SALSO

DESIGN STUDIO

PORTFOLIO of **Sal**eh **So**khandan and his team's projects / Since 2010

Opticall illusion, Decoration, Sculptures, Intractive artwork and Theme park Design

Latest update on 2025 March

endless

I m a g i ⊂ a t i o n

[SALSO] Who

Saleh **So**khandan is an individual with a strong passion for both art and engineering. Despite studying computer and electronic science, he always retained his love for art and even took on clients for his graphic design services during his studies.

He found a way to blend the fields of art and engineering by creating optical illusion designs that fascinated him. He left university to focus more on this new direction, and as he progressed, he became increasingly interested in complex projects that offered opportunities for growth and self-discovery. Since 2010, he has completed over 400 artworks and 12 complex projects, including amusement and theme parks. His ability to combine his two passions has enabled him to create unique and innovative designs that inspire others in the field.

After these years, he has extensive experience in various design and construction fields, leading to the successful completion of theme parks and optical illusion museums. SALSO is now known as an expert in this domain, primarily focusing on optical illusion design.

Details of this piece on page 284

copyrighte 2023, All right of commercial usage of this portfolio belong to SALSO (Saleh Sokhandan)

+500
Art pieces

Contains Consultant, Design, and Construction in different countries

+80
Clients

in the variant of industries, advertising, decoration, and entertainment

12
Big Project

The amusement and theme parks were designed and constructed from A to Z

DESIGNEY ERYTHING

"Everything has become more and more complex. But the future is against it. There will be one thing to design. Perception! The optical illusion study is a practice for this happening."

Saleh Sokhandan

[SALSO] How

In this booklet, you will find various designs, each with its unique combination of design fields, resulting in infinite possibilities. The optical illusion plays a significant role in this creative process. SALSO has extensive experience providing innovative solutions to various design needs. You can rely on us to guide you through the process and deliver exceptional results. Please take a look at some examples of when you can recall us.

- Running an optical illusion museum or theme park
- Add a distinct artwork to your space
- Designing a creative billboard for an advertising campaign.
- Creating interactive artwork for an event.
- Design and construction of an eye-catching showcase.
- Making a commercial video.
- There are many more things that need a distinguishable design.

SALSO's clients

Based on the capability, there were diverse clients in various fields. In short, it is possible to summarize them into these categories:

- Advertising agencies: marketing campaigns
- companies: advertising, events, decoration, design products
- local businesses: events, activities, decorations
- private clients: artworks, decoration
- Investors: design and construction of theme parks and museums
- Related businesses: corporate services

Website

Instagram

WhatsApp

Email

copyrighte 2023, All right of commercial usage of this portfolio belong to SALSO (Saleh Sokhandan) - page 6 of 400

[SALSO] What

Multifaceted Projects

Roya Prak 059
Upside down House 119
Magic Park 129
illusiona 155
Land of Legends 177
Aqua Park 203
Roya Park II 215
Travel around the world 241
| Selfie park 261
| Galaxy park 289
iArts Museum 299
| Hotel Zombie 313
| Animation Studio 333
| Jumanji Adventure Ride 363
| Cavndy Vilage 369
| Starwars Ride 373
| Marvel Game club 387
Next? .....

Over the Years

2011 008
2012 012
2013 013
2014 018
2015 026
2016 034
2017 046
2018 054
2019 059
2020 117
2021 127
2022 152
2023 241
2024 313
2025 363
2026 .....

Projects By Techniques

Anamorphic graphic and installation
8, 24, 34, 42, 43, 56, 63, 95,

3D street art , 3D chalk art, 3D painting
15, 16, 17, 19, 23, 27, 47, 112,

3D floor sticker, 3D floor poster
14, 29, 30, 32, 36, 38, 46, 48, 50, 55, 39, 55, 353,

3D mural, 3D wall sticker
48, 58, 64-83, 130-142, 184, 206, 207-214, 216-224, 300-312, 358,

Ambiguous Sculpture, illusion Installation
18, 52, 60, 99, 101, 115, 117, 193, 202, 204,

Projection mapping, 3D projection mapping
181, 262, 290, 334, 336, 338, 355, 364, 374,

illusion museum, theme park design
59, 117, 129, 155, 177, 203, 215, 241, 261, 289, 299, 313, 333, 345, 363,

Mirrors and infinity effects
84, 86, 90, 94, 143, 150, 158, 160, 163, 165, 171, 173, 182, 232-236, 238, 264, 284, 296, 376,

Upside down room, Gravity room
106, 108, 118-127, 146, 151, 156, 157, 159, 192, 239, 240, 378,

Reverspective, Forced perspective
40, 56, 93, 96, 97, 98 , 126, 147, 164, 176, 230, 237, 279,

Shadow art, Light design
32, 44, 103, 105,

decoration, interior design and decorative fabrication
21, 144, 148, 152, 166-170, 174, 178, 186, 190, 194-199, 225-229, 242-260, 263-281, 285-288, 292-295, 314-332, 334-343, 356, 360, 364-372, 378, 386-389,

Other optical illusion techniques
45, 110, 172, 180, 183, 185, 188, 200, 282, 298, 382, 384,

* If you are using a digital viewer to see this file, page numbers have an active link to access those pages, and =list on the right bottom is a link to this page to return.

Anamorphic Traffic Sign

Client Oran Azarestan Co.
Date Oct 2011

Size: 30 m2
Technique: Anamorphic Graphic
Location: Tirajhe Complex - shopping mall car parking

copyrighte 2023, All right of commercial usage of this portfolio belong to SALSO (Saleh Sokhandan)

I designed seven pieces for this project. Each one had its purpose and unique medium. Three “DOWN” two “EXIT” and two “UP” signs. Each one had a different viewing point and painted on dozens of surfaces. These were artistic signs to guide drivers to find their way in this parking.

Anamorphic Traffic Sign

Client Oran Azarestan Co.
Date October 2011

Size: 15 m2
Technique: Anamorphic Design
Notes: Each sign was understandable from a precise viewing angle. Conversely, those who walk or drive the wrong way perceive colorful paintings on floors and walls.

Anamorphic Traffic Sign

Client Omran Azarestan Co.
Date October 2011

3D Street Painting

Client	Public Park, Municipality
Date	March 2012

Size: 18 m2
Technique: Anamorphic 3D Painting with chalk, 3d Street Art
Note: It was my second experiment with 3D street painting. Before it, I just did small size 3d Painting on canvas. I did this painting in a public event for just 6 hours. The feedback from people on the first encounter with 3d street art was super interesting.

copyrighte 2023, All right of commercial usage of this portfolio belong to SALSO (Saleh Sokhandan) - page 12 of 400

3D Floor Poster

Client	Tehran Art University
Date	Feb 2013

Size: 12 m2
Technique: Anamorphic 3D digital design and print
Note: It is my first project based on the digital anamorphic illustration. Before that, I just tried printing anamorphics in small sizes.

3D Floor Sticker

Client	PetroPars Company
Date	March 2013

Size: 12 m2
Technique: 3D Digital Anamorphic print, 3D Vinyl Sticker
Location: International exhibition of petrolium

Note: This project is the first 3D floor sticker I officially did. At that time, no one was familiar with this kind of technique. Digital illustration has brought lots of facilities for marketing campaigns. Therefore, it became popular shortly after I did this project.

copyrighte 2023, All right of commercial usage of this portfolio belong to SALSO (Saleh Sokhandan)

3D Street Art

Client Azad University
Date May 2013

Size: 6 m2
Technique: Anamorphic 3D painting, 3d street art
Location: Azad University
Note: In the past decade, I have had lots of first experiences. This project was another one. Before this, I just had experience with temporary coloring on the pavement. In this project, I used permanent coloring for extended durability. It was a small painting done in one day.

3D Street Art

Client Municipality of Tehran
Date May 2013

Size: 110 m2
Technique: Anamorphic 3D painting, 3D Street Art
Location: Honarmandan Puplic Park
Note: Whenever I am about to embark on a large-scale project, I am always reminded of a particular memory. Back then, one hundred and ten square meters seemed massive and impossible. I had to repaint it almost twice due to heavy rain, but the outcome was worth it, as I received many compliments from people who visited. Additionally, I learned a lot of things along the way.





Multi surfaces 3D Painting

Client Absokun Co.
Date June 2013

Size: 40 m2
Technique: 3D painting on multi surfaces
Note: This place was the entrance of a company that specializes in aquarium construction. Their hall was long and narrow, making it impossible to build an actual aquarium. They decided to cover all surfaces, including the ceiling and doors, with 3D paintings to address this.



Shadow Art Wall Hanging

Client IdeaBazar. Festival
Date Feb 2014

Size: 20*20*90 cm two pair
Technique: Lighting & shadow
Location: Amir Kabir University
Note: My main focus field was the optical illusion technique. For every project, I tried to test some new ones. It was a public event announcing startup ideas. their stage was a good space for showing this new technique.

Ambiguous Statue

Client Sokhansavaran Event
Date march 2014

Size: 20*20*30
Technique: Ambiguous shape
Location: Sharif University
Note: The ambiguous shape is one of the fascinating techniques. It brings a wide range of creative ideas to construct. In this project, I built three statues that had two sides of view. On one side was the sign of a microphone, and on the other was a brain shape.

copyrighte 2023, All right of commercial usage of this portfolio belong to SALSO (Saleh Sokhandan)

3D Chalk Art

Client Inovvative City Architectural Event 2014
Date May 2014

Size: 9 m2
Technique: Anamorphic 3D Painting, 3D chalk art
Note: There was a one-day conference about city architecture. My client's goal was to have an interactive activity besides their event. Therefore, I went there to do a chalk 3D painting on paper lying on the floor.

Aquarium, 3D Sticker

Client MegaMall Shopping center
Date Jun 2014

Size: 40 Square Meters
Technique: 3D Sticker
Note: My client had a podium in there. They were thinking about how to make there more interactive and beautiful. I was considering finding a good application for the considerable surface under the escalator. Therefore I tried to execute the 3D effect of the aquarium under the escalator.

copyrighte 2023, All right of commercial usage of this portfolio belong to SALSO (Saleh Sokhandan)

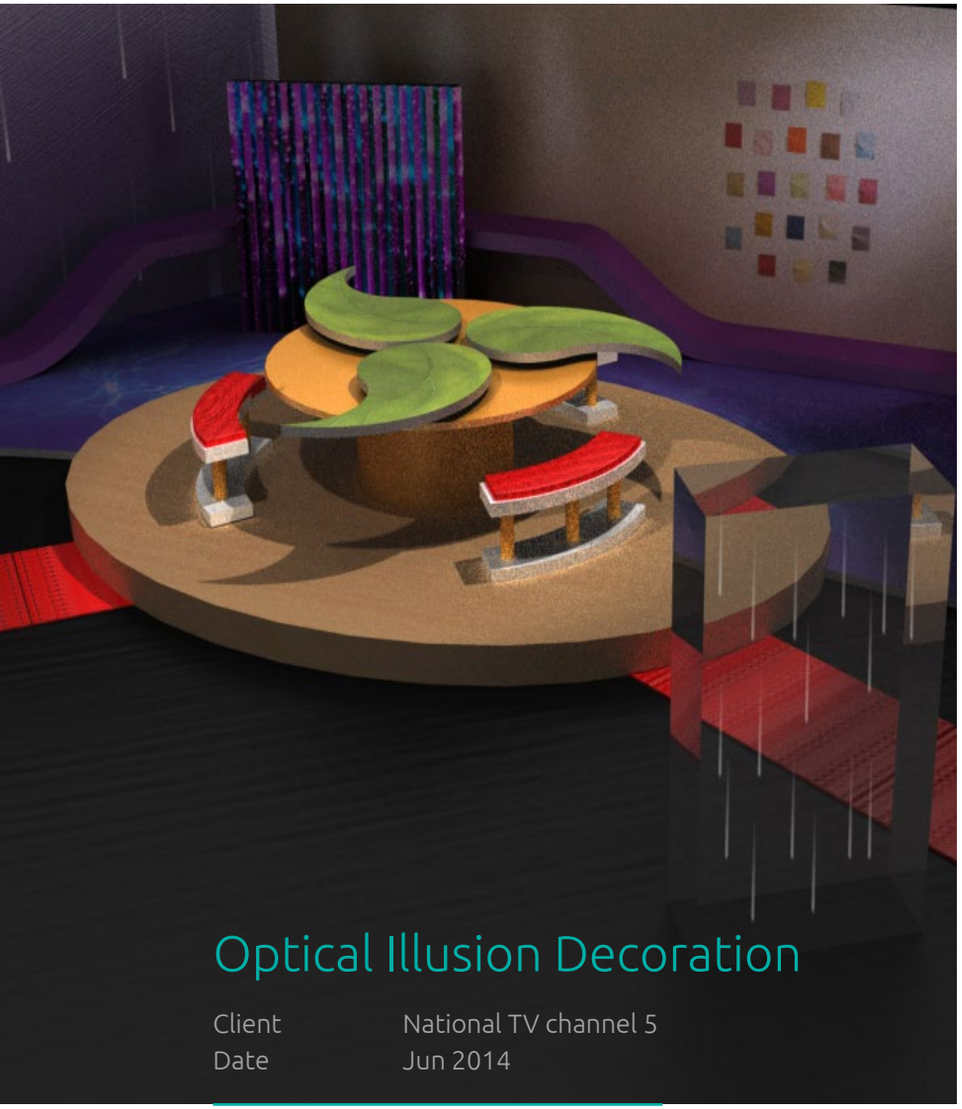

Optical Illusion Decoration

Client	National TV channel 5
Date	Jun 2014

Size: 100 square meters
Technique: Combination of different techniques



Note: In 2014, I had the opportunity to meet a well-known TV producer. As a result of this encounter, I embarked on a project to create a TV show that incorporated various visual techniques. The primary objective was to devise a cost-effective and rapid method of constructing a compelling concept.

TEDx Activity Installation

Client TEDx Tehran.
Date Oct 2014

Size: 30 m2
Technique: Interactive 3D projection mapping
Note: I utilized a wireless board and sensors to detect the presence of a person in a particular position, precisely the X position. This position corresponded to the exact viewing point of an anamorphic projected image displayed on the wall. The most exciting part of the project was being able to animate the image by moving the person to the X position.

copyrighte 2023, All right of commercial usage of this portfolio belong to SALSO (Saleh Sokhandan) - page 22 of 400

3D Painting

Client Fanap & MCI Co.
Date Nov 2014

Size: 36 m2
Technique: Anamorphic 3D painting in a corner
Location: International Electronic and Computer Expo of Tehran
Note: A telecommunications company commissioned me to create an excellent exhibition booth that would attract interaction from attendees. To achieve this, I began working on the project a day before the presentation and continued to work on it for three days during the exhibition period. Throughout the exhibition, I set up a camera and a monitor to show the work in progress. I provided the option for visitors to take automatic pictures with a fixed camera.

3D Shaped Anamorphic

Client Magnolia Adv Agency.
Date Dec 2014

Size: 25 m2
Technique: Anamorphic 3D sticker on curved surface
Location: Abo-Atash Public skate park

copyrighte 2023, All right of commercial usage of this portfolio belong to SALSO (Saleh Sokhandan)



Note: As you go through each step of my portfolio, you will notice my progress. This is one of my favorite projects, and it still looks gorgeous. The technique I used then was super cool. I pieced together seven hundred tiny printed stickers to create the frame. The installation process was the most challenging part of this project. During summer, the curved surface acts like a solar oven. Despite the challenges, the design and execution resulted in excellent outcomes, and that's why I still love this project.

Play Video

3D Floor Sticker

Client Ariafon Co.
Date March 2014

Size: 9 m2
Technique: Anamorphic 3D Digital Painting
Location: International exhibition
Note: I will convey my involvement in each project. Each project presents something novel to me. I am determined to create something innovative even if it does not have. This project was the first time I sent my work to a different city without physically being present.

Photo Booth backdrop

Client Fitile Land Co.
Date May 2015

Size: 24 m2
Technique: Digital illustration and print on three surfaces
Feature: Combination of two walls and floor
Note: Besides the three additional pieces, this work was specifically prepared for a children's photography studio featuring famous characters from a show. The idea was to create a 3D background.

copyrighte 2023, All right of commercial usage of this portfolio belong to SALSO (Saleh Sokhandan)

3D Street Painting

Client Milad Tower. Entertainment center
Date March 2015

Size: 20 m2 **Technique:** Anamorphic 3D painting

Note: It's always been challenging to perform pavement painting in front of people, as they tend to ask many questions, most of which are awkward. People always ask lots of questions about new things, even if they try to ignore them.

3D Floor Sticker

Client	Eshare Advertising Agency
Date	Jun 2015

Size: 3 m2
Technique: Anamorphic 3D Floor Sticker
Location: Sport Club
Note: It was my first time using the 3D effect for a small floor sticker. The result was impressive and impactful.



Note: After one year, I eagerly redesigned this sticker. I tried to print in different materials and join them together. The effect was stunning and realistic because of the transparent parts and shadows.



3D Sticker

Client	Giotto Co.
Date	May 2015

Size: 12 m2
Location: Palladium Shopping Center
Technique: Anamorphic desgin for two surface and Vinyl sticker
Note: This was my first attempt at combining a cut surface with a 3D effect to create a more realistic 3D image. The physical object in the background is a piece of wood that has been CNC-cut, and I have a printed picture attached to it.

copyrighte 2023, All right of commercial usage of this portfolio belong to SALSO (Saleh Sokhandan)

3D Carpet Design

Client Negin Carpet Kashan
Date Aug 2015

Size: 4 m2
Technique: Digital anamorphic design
Location: International Exhibition of Decoration
Note: It is inportant to mention the design is not printet. ir made by colored wool pile.

3D Photo Backdrop

Client Fitile Land Co.
Date Dec 2015

Size: 12 m2
Technique: Anamorphic 3D Digital illustration and print
Note: This one is also beside the previous collection for kids ateliers. It has been done on two surfaces: wall and floor.



Shadow Art

Client Municipality of Isfahan
Date Jun 2015

Size: 4*3 meters - Four pieces
Technique: Shadow art, sculpture with different shadow
Note: In 2016, I delved deeper into the world of shadow art and created numerous test sculptures using this technique. This particular sculpture was commissioned by the municipality of Isfahan but unfortunately, the project was abandoned due to budget constraints. Nonetheless, these designs and concepts hold a special place in my heart, and have been included in my catalog of works.

copyrighte 2023, All right of commercial usage of this portfolio belong to SALSO (Saleh Sokhandan)

3D Elevator Floor Sticker

Client Active Co.
Date Dec 2015

Size: 4 m2
Technique: 3D Anamorphic illustration + Print Vinyl sticker
Location: Kourosh shopping mall
Note: This project was the initial step; after that, I did many predesign graphics specified for use in the elevators.



3D Floor Sticker - Event Version

Client used as stock design and many client ordered it
Date De 2015

Size: 6 m2
Technique: Anamorphic 3D Digital ilustration + print vinyl sticker
Location: Several client used this design in different locations

Anamorphic Collage

Client Hamshahri Ins.
Date Feb 2016

Size: 30 m2
Technique: collage with 300 pieces of magazines
Location: Hamshahri Newspaper's Office

copyrighte 2023, All right of commercial usage of this portfolio belong to SALSO (Saleh Sokhandan) - page 34 of 400



Product Cover Design

Client Magic Co.
Date Oct 2016

Size: 100*70 cm
Technique: Digital illustration
Note: A Chinese LCD manufacturer ordered this poster to make their TV packaging more attractive. However, the final design was based on their preferences and not necessarily the designer's taste. I wouldn't like it.

3D Floor Sticker

Client Kiziran Co
Date Jun 2016

Size: 6 m
Technique: Anamorphic 3D sticker + Printed Vilyl Sticker
Location: Int. Exhibition of Building Equipments

copyrighte 2023, All right of commercial usage of this portfolio belong to SALSO (Saleh Sokhandan) - page 36 of 400



Note: Digital 3D painting has become increasingly popular in recent years, and I have created hundreds of them. I particularly like this one due to its fantastic concept and unique shapes. How is a 3D sticker designed and executed? Well, let me explain the procedure. The first step involves sketching until we reach a good idea. Once the concept is finalized, we move on to the illustration stage. The complexity of the illustration determines the cost of the 3D sticker. Some illustrations are more detailed and complex, while others are simpler. Similarly, the number of surfaces involved in the image also affects the price.

3D Floor Sticker - Retail Version

Client DayMart. Super market
Date Jun 2016

Size: 3 m2
Technique: Anamorphic 3D Floor Sticker + vinyl sticker
Location: DayMart Super market

copyrighte 2023, All right of commercial usage of this portfolio belong to SALSO (Saleh Sokhandan)

Cosmetic 3D Floor sticker

Client Emotion Company
Date Aug 2016

Size: 6 m2
Technique: Anamorphic 3D floor Sticker + Vinyl Sticker
Location: International exhibition of Cosmetics requirements

Ames Room

Client	Ddmn. Huawei Co.
Date	Jun 2016

Size: 20 m2
Technique: Forced perspective
Location: Espinas Hotel, Huawei P9 launch event
Note: This was my first experience with construction. I was responsible for designing, illustrating, and constructing a room called Ames Room. This room has a fascinating feature where anyone who enters it appears either small or large, depending on which side they stand on. The exciting part of the design was ensuring the project was cohesive to yield the best results on Huawei mobile cameras.

copyrighte 2023, All right of commercial usage of this portfolio belong to SALSO (Saleh Sokhandan)





3D Sticker for Event

Client Ddmn - Huawei Co.
Date Jun 2016

Size: 18 m2
Technique: Anamorphic 3D Sticker (Wall+Floor)
Location: Espinas Hotel, Huawei Event
Notes: For this project, we had to create three art pieces. One of them was a 3D illustration that showcased the new features of the Huawei mobile phone. Creating a 3D poster or mural involves several steps, from sketching to the final image and execution. Sometimes, we implement these designs by painting them; at other times, we print them. This is the main difference between 3D printed stickers and 3D paintings.

Illusion Frames - Triple View

Client DDMN
Date Jun 2016

Size: 1.5 m
Technique: slicecular effect in three voewing point
Location: Espinas Hotel, Huawei event
Feature: Three Different image from three viewing angles
Note: In this project, we were tasked with creating three art pieces. One of them was a unique canvas with two circles surrounding it. By walking in front of the frame, visitors would be able to see three different images. You can look closer at the structure, which was built with a hundred printed sticks.

copyrighte 2023, All right of commercial usage of this portfolio belong to SALSO (Saleh Sokhandan)

Truck 3D Sticker

Client	Golrang Co.
Date	2016

Size: 36 m2
Technique: Digital 3D Sticker + Slicecular in the back side
Location: Potable Dentist Truck

Note: Back in 2016, it was very trendy to use 3D truck images, and my client wanted to follow suit. However, using the surface of a truck presented a challenge, particularly with the backside face. Since this face is shared between the left and right sides, designing for the left view would result in a distorted image on the right side. We had to develop a unique surface to solve this issue in this project. Consequently, there are visible lines on the backside of the image, which are metal strips that we used to attach the vinyl sticker.

Play Video

Silhouette Photography Stand

Client	Schwarzkopf Co.
Date	Aug 2016

Size: 4m with 3m height
Technique: Silhouette photo shooting technique
Note: It's important to note that creative ideas and projects can be simple. The main objective of our project was to launch a Schwarzkopf brand activity. As you may know, the brand's logo is a black-and-white silhouette of a person from the side. We thought taking photos matching the brand's logo would be amazing. To achieve this, we set up a stand and equipped it with cameras to take silhouette photos. During the event, we printed the images and gifted them to attendees to announce the launch of our new product line.

copyrighte 2023, All right of commercial usage of this portfolio belong to SALSO (Saleh Sokhandan)



Illusion Promotion Stand

Client	Shatel Co
Date	Aug 2016

Size: 50*20*30 cm
Technique: 6 frame animation
Goal: Intractive stand to show animation and give card
Location: Cafe, Parks, Shopping centre & Public places

Note: I always strive to bring new ideas to every project I work on. This particular project was incredibly challenging, but I devised a great solution. I decided to use six-frame animation to create an exciting effect. I implemented this technique on the voucher card and the front panel of the stand. On the front panel of the TV-shaped stand, I designed a wheel. When people turned the wheel, the front panel would move, and an animation effect would appear. The best part was that people would automatically receive a voucher card after turning the wheel four times.

3D Floor Sticker for Reatail

Client JTI Co.
Date Jun 2017

Size: 2 Square meters **Technique:** 3D design + Vinyl sticker
Location: several super markets
note: After announcing a 3D floor sticker for tuning in retail, new clients expressed interest due to its practical application for unused spots.

copyrighte 2023, All right of commercial usage of this portfolio belong to SALSO (Saleh Sokhandan) - page 46 of 400

3D Painting for TVC

Play Video

Client Biodent Company.
Date Jun 2017

Size: 3 m2
Technique: Anamorphic 3d drawing
Location: Studio
Note: It is fantastic to turn a painting alive. This project had a story like this. This TV commercial video director gave a storyboard: “We like to show the art of creating a gum taste that brands new.” So, I tried to improve this idea. Finally, I drew a scene that was generated in high quality in 3D modeling before starting recording. It became a reference model to use in VFX and make that impact. The camera moves to an exact position, and all scenes convert to a 3D-rendered environment.

T-Rex 3D wall mural

Client Damoon Kish.
Date Feb 2017

Size: 9 m2
Technique: Anamorphic 3D Sticker (Wall)
Location: Damoon Shopping center



Snake 3D floor Sticker

Client Damoon Kish.
Date Feb 2017

Size: 6 m2
Technique: Anamorphic 3D Floor Sticker
Location: Damoon Commercial Center

Arrow 3D Floor Sticker

Client Damoon Kish.
Date Feb 2017

Size: 6 m2
Technique: Anamorphic 3D Floor Sticker
Location: Damoon Shopping Center

copyrighte 2023, All right of commercial usage of this portfolio belong to SALSO (Saleh Sokhandan)

3D Wall Mural

Client	Damoon Kish.
Date	Feb 2017

Size: 9 m2
Technique: Anamorphic 3D illustration + Vinyl sticker
Location: Damoon Shopping Center

Shark Frame 3D Wall Murall

Client Damoon Kish.
Date Jun 2017

Size: 10 m2
Technique: Anamorphic 3D illustration + Vinyl printing
Location: Damoon Shopping Center

Dolphin Cracking Floor 3D Sticker

Client Damoon Kish.
Date Feb 2017

Size: 6 m2
Technique: Anamorphic 3D illustration + Vinyl printing
Location: Damoon Shopping Center

copyrighte 2023, All right of commercial usage of this portfolio belong to SALSO (Saleh Sokhandan) - page 50 of 400

3in1 Optical Illusion Canvas

Client Mellat Bank.
Date March 2017

Size: 1.5*1.5 m
Technique: Ambiguous photo frame design and construction
Location: International Exhibition of Banking
Note: I spent days constructing a structure using 4200 small wooden pieces. It was a challenging and exciting endeavor that involved designing the system and planning the work process. The final product was a unique frame that displays three different pictures depending on the viewing angle. I loved that all the wooden pieces were identical in shape, which was one of my favorite parts of the project.

Play Video



Four Faces Rotating Stand

Client	SADAD Co.
Date	Jun 2017

Size: 1*1*2 m
Technique: Stickular installation (combination of hundreds of strips together)
Feature: A company that provides accounting and payment services commissioned an artwork for their podium to engage with their audience. They also requested that the artwork illustrate the relationship between their four products. I designed a rotating stand with hundreds of printed strips fixed in place to meet their requirements. This display can be easily disassembled and relocated as needed.

Play Video

copyrighte 2023, All right of commercial usage of this portfolio belong to SALSO (Saleh Sokhandan)

Anamorphic Magazine Cover

Client Elixir Magazine.
Date Jul 2017

Size: 20*30 cm
Technique: Anamorphic Graphic Design
Note: I have had an enjoyable experience in graphic design, especially before 2011. This portfolio showcases my work from that time, but this particular piece is different because of the optical illusion technique I used. It demonstrates how an image on a magazine cover can have two different viewing shapes.

Play Video



Illusion Floor Graphic

Client Iran Fun.
Date Jun 2018

Size: 50 m2
Technique: Optical illusion Graphic + Vinyl Print for Floor
Location: Human Park

Printed Flooring

Client Iran Fun.
Date Jun 2018

Size: 50 m2
Technique: Scaled Illustration + Vinyl Sticker
Location: Human Park

copyrighte 2023, All right of commercial usage of this portfolio belong to SALSO (Saleh Sokhandan)



3D Floor Sticker

Client Iran Fun.
Date Jun 2018

Size: 6 m2
Technique: Anamorphic 3D Illustration + Vinyl Sticker
Location: Human Park

Impossible Architecture

Client P.M Co.
Date Jun 2018

Size: 3*7*3 m
Technique: Reverspective cunstruction & anamorphic mural
Location: P.M Factory
Note: The Main goal was to create a attraction for their exhibitions and a TVC Adv.

copyrighte 2023, All right of commercial usage of this portfolio belong to SALSO (Saleh Sokhandan)





Kiziran 3D STICKER

Client	Kiziran Company.
Date	Aug 2018

Size: 14 m2
Technique: Anamorphic 3D illustration on two surfaces
Location: International exhibition of Building Constructions

Play Video

copyrighte 2023, All right of commercial usage of this portfolio belong to SALSO (Saleh Sokhandan) - page 58 of 400

Roya Park Theme Park

Optical Illusion Museum

Play Video

Client	Iranfun
Date	2019

Roya Park is a theme park that specializes in optical illusion techniques. Visitors come to witness and enjoy extraordinary visual artworks. These artworks are designed using impressive combinations of events that create stunning moments. Visitors can take pictures and have fun with these works. After years of dreaming, I finally created a place full of designs and artwork. In 2019, it was brought to life, from the design stage to the final product, in just seven months. And even now, due to my artistic passion for this project and its unique features, I still love it very much.

- All artworks in page 59 to 114 located in this theme park

Floating Stone Sculpture

Client Iran Fun Co.
Date Jul 2019

Size: 1.5 × 2.5 × 3
Technique: impossible structure
Location: Roya Park Illusion Museum

Play Video

Flouting Desk

Client Iran Fun Co.
Date Jul 2019

Size: 3.5*1*2
Technique: Impossible structure
Location: Roya Park Illusion Museum

3D Mural on Automated Gate

Client Iran Fun. Co.
Date Jul 2019

Size: 10 m2
Technique: Anamorphic Digital Illustration + Vinyl sticker
Location: Roya Park Illusion Museum
Features: This door is a typical automated glass gate. All designs in the picture are printed and stuck on the surfaces. The entry is functional, and we located some LEDs to light up some parts behind the door.

copyrighte 2023, All right of commercial usage of this portfolio belong to SALSO (Saleh Sokhandan)

Anamorphic Graphical Mural

Client Iran Fun Co.
Date Jul 2019

Size: 36 m2
Technique: Anamorphic mural (multi surfaces)
Location: Roya Park Illusion Museum
Note: As you can see in the second image, the floor and walls are painted. All of these colorful shapes made a unified image from a precise point. This kind of mural is beneficial. Besides, it makes people curious to discover how all these shapes convert to a single image in their camera.

Angel wings 3D Mural

Client	Iran Fun.
Date	Jun 2019

Size: 20 m2
Technique: Anamorphic Digital 3D Sticker
Location: Roya Park Illusion Museum
Feature: Wall and floor combination

Play Video

copyrighte 2023, All right of commercial usage of this portfolio belong to SALSO (Saleh Sokhandan) - page 64 of 400

Shark In the Corner 3D Mural

Client	Iran Fun. Co.
Date	Jul 2019

Size: 35 m2
Technique: Anamorphic Digital illustration + Printed Vinyl Sticker
Location: Roya Park Illusion Museum
Feature: Combining two walls and a floor 90 degrees rotated makes a tremendous and strange situation for taking stunning photos.

Archery Sight 3D Sticker

Client	Iran Fun Co.
Date	Jul 2019

Size: 12 m2
Technique: Digital illustration + Vinyl Sticker
Location: Roya Park Illusion Museum

copyrighte 2023, All right of commercial usage of this portfolio belong to SALSO (Saleh Sokhandan)

Ancient Fiction Book 3D Mural

Client Iran Fun.
Date Jul 2019

Size: 18 m2
Technique: Anamorphic Digital illustration + Printed Vinyl Sticker
Location: Roya Park Illusion Museum
Note: This mural made in combination of wall and the floor image

Ship Frame 3D mural

Client Iran Fun. Co.
Date 2019

Size: 9 m2
Technique: Digital illustration + Vinyl stiker print
Location: Roya Park Illusion Museum

copyrighte 2023, All right of commercial usage of this portfolio belong to SALSO (Saleh Sokhandan)

T-Rex 3D Mural

Client	Iran Fun Co.
Date	Jul 2019

Size: 15 m2
Technique: Digital Painting+ Printed Vinyl Sticker
Location: Tehran, Roya Park Illusion Museum

Shark Frame 3D Sticker

Client Iran Fun Co.
Date 2019

Size: 9 m2
Technique: Digital 3D Painting + Printed Vinyl Sticker
Location: Roya Park Illusion Museum

copyrighte 2023, All right of commercial usage of this portfolio belong to SALSO (Saleh Sokhandan) - page 70 of 400

Jungle Mural

Client	Iran Fun Co.
Date	Jul 2019

Size: 15 m2
Technique: digital illustration + print vinyl sticker
Location: Roya Park Illusion Museum

Griffin 3D Sticker

Client Iran Fun Co.
Date 2019

Size: 32 m2
Technique: Digital painting + Printed Vinyl sticker on wall and floor
Location: Roya Park Illusion Museum

copyrighte 2023, All right of commercial usage of this portfolio belong to SALSO (Saleh Sokhandan) - page 72 of 400



3D Sticker

Client Iran Fun Co.
Date 2019

Size: 10 m2
Technique: Anamorphic Digital 3D Painting (Wall+Floor)
Location: Roya Park Illusion Museum

Khayyam 3D Sticker

Play Video

Client	Iran Fun Co.
Date	2019

Size: 12 m2
Technique: Anamorphic Digital 3D Painting (floor+Wall)
Location: Roya Park Illusion Museum

King Kong 3D StiCker

Client Iran Fun Co.
Date 2019

Size: 36 m2
Technique: Anamorphic Digital 3D Painting (wall+floor)
Location: Roya Park Illusion Museum

Magic Orb 3D Sticker

Client	Iran Fun Co.
Date	2019

Size: 36 m2
Technique: Anamorphic Digital 3D Painting (wall+floor)
Location: Roya Park Illusion Museum

copyrighte 2023, All right of commercial usage of this portfolio belong to SALSO (Saleh Sokhandan)

Parachutist 3D Sticker

Client	Iran Fun Co.
Date	2019

Size: 15 m2
Technique: Anamorphic Digital 3D Sticker + shape
Location: Roya Park Illusion Museum

Pistachio 3D Sticker

Client Iran Fun Co.
Date 2019

Size: 15 m2
Technique: Anamorphic Digital 3D Sticker (floor + wall)
Location: Roya Park Illusion Museum



Skyrock unside-down Sticker

Client Iran Fun Co.
Date 2019

Size: 10 m2
Technique: Anamorphic Digital 3D Painting
Location: Roya Park Illusion Museum

Vespa 3D Sticker

Client	Iran Fun Co.
Date	2019

Size: 12 m2
Technique: Anamorphic Digital 3D Painting
Location: Roya Park Illusion Museum

copyrighte 2023, All right of commercial usage of this portfolio belong to SALSO (Saleh Sokhandan) - page 80 of 400

Infinity Library

Client Iran Fun Co.
Date 2019

Size: 4 m2
Technique: Mirror Decoration
Location: Roya Park Illusion Museum

Venic Boat 3D Sticker

Client Iran Fun Co.
Date 2019

Size: 36 m2
Technique: Anamorphic Digital 3D Digital Painting
Location: Roya Park Illusion Museum
Feature: Combination of a boat with 3 surfaces digital mural

copyrighte 2023, All right of commercial usage of this portfolio belong to SALSO (Saleh Sokhandan) - page 82 of 400



Infinity Cube

Client	Iran Fun.
Date	Jun 2019

Size: 100 * 100 * 100 cm
Technique: Mirror Stand
Location: Roya Park Illusion Museum

copyrighte 2023, All right of commercial usage of this portfolio belong to SALSO (Saleh Sokhandan)



Spiral World

Size: 3 * 4 * 3 WDH meters
Technique: Infinity images in mirrors

Note: This piece is hard to describe. We have to see and experience this one. There is a monitor at the end of a pyramid made of mirrors. This image is the result when the LCD plays a video.

Infinite Hall

Client Iran Fun Co.
Date 2019

Size: 8 m2
Technique: mirror Decoration
Location: Roya Park Illusion Museum
Feature: This hall is made out of five giant mirrors. Precise position and size along this decoration make this space for taking amazing photos.

copyrighte 2023, All right of commercial usage of this portfolio belong to SALSO (Saleh Sokhandan) - page 86 of 400





Infinity Triangle

Client	Iran Fun Co.
Date	2019

Size: 80*80*150 cm
Technique: Mirror Installation
Location: Roya Park Illusion Museum

copyrighte 2023, All right of commercial usage of this portfolio belong to SALSO (Saleh Sokhandan) - page 88 of 400

Verge Stand

Client Iran Fun Co.
Date Jun 2019

Size: 50*100*200 cm
Technique: Mirrors Installation
Location: Roya Park Illusion Museum
Feature: This effect is because of double-sided mirror strips. These all sat together and made this construction.



Infinity Galaxy

Client Iran Fun Co.
Date 2019

Size: 3*3*3 m
Technique: Mirror Decoration
Location: Roya Park Illusion Museum
Feature: All walls and doors are covered by mirrors, and the ceiling is set up via lots of LEDs.

copyrighte 2023, All right of commercial usage of this portfolio belong to SALSO (Saleh Sokhandan)

Clone Table

Client Iran Fun Co.
Date 2019

Size: 6 m2
Technique: Mirror Decoration
Location: Roya Park Illusion Museum



Floating Mirror

Client	Iran Fun Co.
Date	Jul 2019

Size: 4 m
Technique: Using mirror to continue images
Note: This photo booth location is a kind of selfie room. People can take a photo like they are floating in the air. It's because of the mirror position and pose of the person who stands.

Vintage Ames Room

Client Iran Fun Co.
Date 2019

Size: 25 m2
Technique: Forced perspective Decoration and 3D sticker
Location: Tehran, Darabad Roya Park Illusion Museum



Head Table

Client	Iran Fun Co.
Date	2019

Size: 6 m2
Technique: Mirror Installation And Decoration
Location: Roya Park Illusion Museum

Illusion Caligraphy

Client Iran Fun Co.
Date 2019

Size: 15 m2
Technique: Anamorphic 3D Mural on four surfaces
Location: Roya Park Illusion Museum

Reverspective Canvas

Client Iran Fun Co.
Date 2019

Size: 3*1 m
Technique: Reverse perspective canvas
Location: Roya Park Illusion Museum

copyrighte 2023, All right of commercial usage of this portfolio belong to SALSO (Saleh Sokhandan) - page 96 of 400

Reverspective T-REX

Play Video

Client	Iran Fun Co.
Date	2019

Size: 1*1*2.5 m
Technique: reverse Sculpture
Location: Roya Park Illusion Museum

Reverspective Tea Table

Client Iran Fun Co.
Date 2019

Size: 4*3 m
Technique: Forceed perspective Installation
Location: Roya park illusion museum

copyrighte 2023, All right of commercial usage of this portfolio belong to SALSO (Saleh Sokhandan)



Ambiguous Sculptures

Client Iran Fun Co.
Date Jun 2019

Size: four 10 *10 cm
Technique: Ambiguous shapes by two viewing point
Location: Roya Park Illusion Museum
Note: Each sculpture sat on a rotating stand in front of a mirror, so those standing before them could see one form in that shape and another in the mirror.

copyrighte 2023, All right of commercial usage of this portfolio belong to SALSO (Saleh Sokhandan)





Color pencils Installation

Client Iran Fun Co.
Date 2019

Size: 130 *150 * 300 cm
Technique: Ambiguos installation
Location: Roya Park Illusion Museum
Note: This installation utilized thousands of colored pencils to position the images precisely, allowing viewers to perceive them from two different angles.

Play Video





Wavy Line Art Mural

Client Iran Fun Co.
Date 2019

Size: 25 m2
Technique: Graphic illusion
Location: Roya Park Illusion Museum

copyrighte 2023, All right of commercial usage of this portfolio belong to SALSO (Saleh Sokhandan) - page 102 of 400

Wavy illusion lighting

Client	Iran Fun
Date	Jun 2019

Size: 25 m2
Technique: Lighting Design
Location: Tehran, Roya Park Illusion Museum



Portrait Shadow Art

Client Iran Fun Co.
Date 2019

Size: 6 m2
Technique: Lighting and shadow Art
Location: Roya Park Illusion Museum

copyrighte 2023, All right of commercial usage of this portfolio belong to SALSO (Saleh Sokhandan)





Note: This installation makes everyone curious. All parts visible in the picture have their purpose and effects on the shadow. Every single object has a unique shadow that is merged and shapes a face shadow. There is a single light source to light up this scene.

Play Video

Gravity Room 90 degrees

Client Iran Fun Co.
Date 2019

Size: 35 m2
Technique: Gravity Decoration 90 degree
Location: Roya Park Illusion Museum

copyrighte 2023, All right of commercial usage of this portfolio belong to SALSO (Saleh Sokhandan) - page 106 of 400

Upside-down Kitchen

Client Iran Fun Co.
Date 2019

Size: 18 m2
Technique: Gravity Decoration, 180 degree
Location: Roya Park Illusion Museum

copyrighte 2023, All right of commercial usage of this portfolio belong to SALSO (Saleh Sokhandan) - page 108 of 400

Gravity Room 20 degrees

Client Iran Fun Co.
Date 2019

Size: 35 m2
Technique: Gravity Decoration - 20 Degree
Location: Roya Park Illusion Museum

Flouting Chair

Client Iran Fun Co.
Date 2019

Size: 4 m2
Technique: Balance structure design
Location: Roya Park Illusion Museum





Black Light World

Client Iran Fun Co.
Date 2019

Size: 70 m2
Technique: 3D painting with UV colour
Location: Roya Park Illusion Museum

Play Video

copyrighte 2023, All right of commercial usage of this portfolio belong to SALSO (Saleh Sokhandan)



Black Light World

Client Iran Fun Co.
Date 2019

Size: 70 m2
Technique: 3D Painting with UV colour
Location: Roya Park Illusion Museum

Play Video

copyrighte 2023, All right of commercial usage of this portfolio belong to SALSO (Saleh Sokhandan) - page 114 of 400





Portrait Book Installation

Client	Tehran subway
Date	Dec 2019

Size: 180*80*250 cm
Technique: Installation and painting of 100 books to make unified image
Location: Public city train station

Play Video



Forced Perspective and gravity

Client A.J Studio
Date 2021

Size: 2*3*2 m
Technique: Forced perspective and gravity
Location: A.J studio
Note: In 2021, I was invited to perform in a famous TV show. During that period, I had three performances in different episodes of this series. In this specific part, I designed and built a tiny room with forced perspective and gravity techniques. Therefore, I was able to have a cool show inside a magical room. You can see it in the video clip to perceive what happened.

In 2021, I was invited to perform in a famous TV show. During that period, I had three performances in different episodes of this series. In this specific part, I designed and built a tiny room with forced perspective and gravity techniques. Therefore, I was able to have a cool show inside a magical room. You can see it in the video clip to perceive what happened.

Play Video

copyrighte 2023, All right of commercial usage of this portfolio belong to SALSO (Saleh Sokhandan)

Portrait Installation

Client A.J Studio
Date 2021

Play Video

Size: 2*3*2 m
Technique: Anamorphic installation
Location: A.J studio
Note: This installation was made by hundreds of things precisely located in the exact positions to make this portrait.

Magic Puplic Toilet

Client Iran Fun.
Date 2020

Size: 9 m2
Technique: Illusion decoration, mirror effects
Location: Upside down house





Upside Down House

Optical Illusion and selfie museum

Client	Iran Fun
Date	2020

Upside Down House is my second experience in designing a theme park. The main concept of this project was upside down and gravity effects. A limit of 300 square meters of space was a changing part of this project to consider all structure and interior design parameters. You can find artwork and photo stations of this project in pages 117 to 126

Play Video

Upside-down facade

Client Iran Fun.
Date 2020

Size: 300 m2
Technique: Gravity Decoration
Location: Upside-down House

copyrighte 2023, All right of commercial usage of this portfolio belong to SALSO (Saleh Sokhandan) - page 120 of 400

Gravity Kitchen

Client Iran Fun.
Date 2020

Size: 12 m2
Technique: Gravity Decoration 180 degree
Location: upside down house



Gravity Rest Room

Client Iran Fun Co.
Date 2020

Size: 8 m2
Technique: Gravity Decoration 180 degree
Location: upside down house

copyrighte 2023, All right of commercial usage of this portfolio belong to SALSO (Saleh Sokhandan)



Gravity Bed Room

Client Iran Fun.
Date Jun 2020

Size: 10 m2
Technique: Gravity decoration 180 degree
Location: Upside-down House

Gravity Hall

Client Iran Fun.
Date 2020

Size: 5 m2
Technique: Decoration, balanced structures
Location: upside down house

copyrighte 2023, All right of commercial usage of this portfolio belong to SALSO (Saleh Sokhandan)

Gravity Facade

Client Iran Fun Co.
Date 2020

Size: 14 m2
Technique: Gravity Decoration 90 degree
Location: upside down house

Magic Sofa

Client Iran Fun Co.
Date 2020

Size: 2*1*1.5 m
Technique: Decoration
Location: Upside down house

Magic Canvas

Client Iran Fun Co.
Date 2020

Size: 4 m2
Technique: illustration and ddecoration
Location: Upside down house

copyrighte 2023, All right of commercial usage of this portfolio belong to SALSO (Saleh Sokhandan) - page 126 of 400

Gravity Hall

Client Iran Fun Co.
Date 2020

Size: 11 m2
Technique: Gravity Decoration 90 degrees
Location: Upside down house

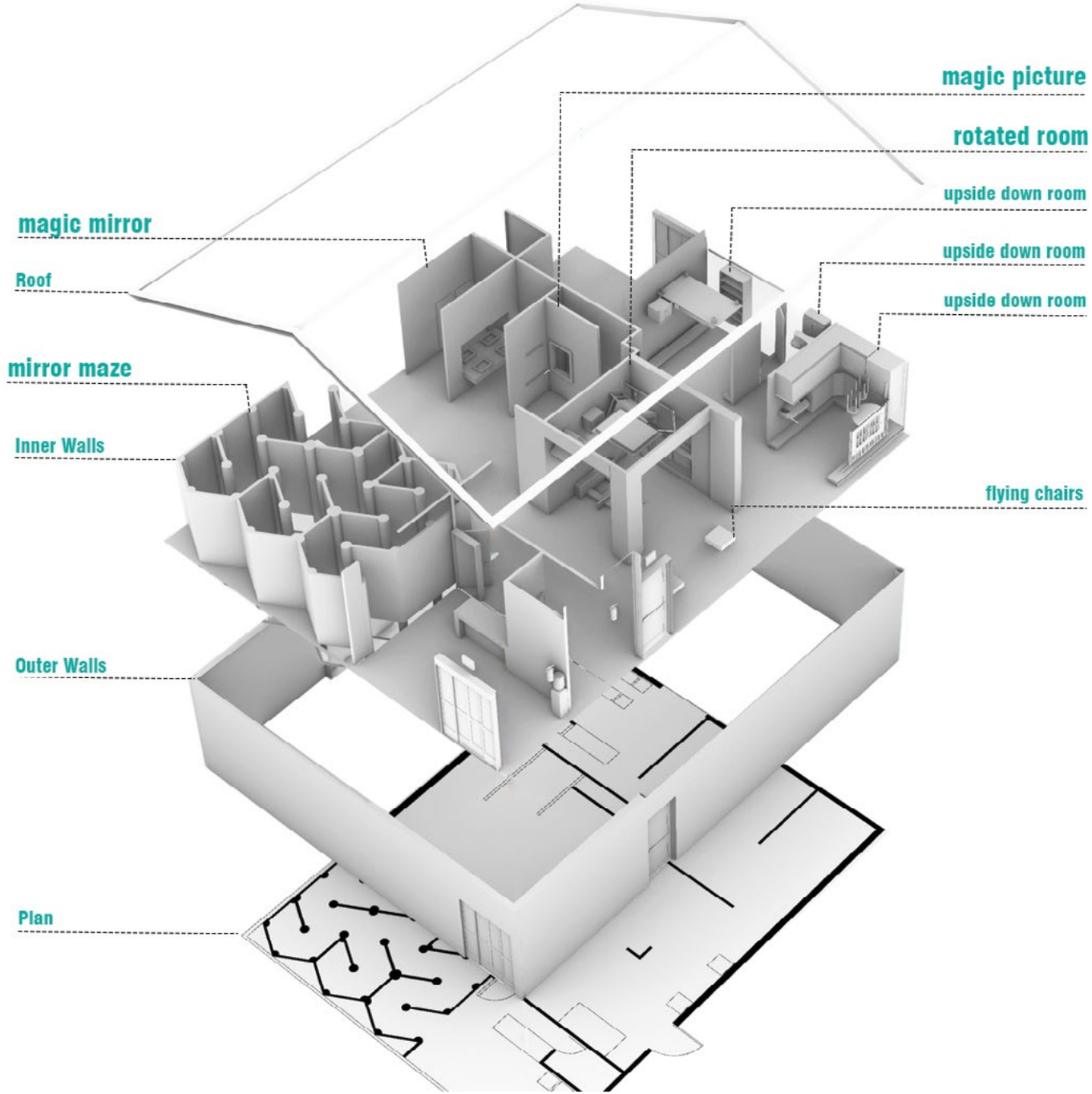

Plan design

Client Iran Fun Co.
Date 2020

Size: 300 m2
Technique: plan and technical design
Location: Upside down house
Note: Having the whole attraction in a small space is always challenging, and this project was no exception. Even with a separate entrance and exit gate, the plan was somewhat inefficient, but the audience flow was still adequate and ultimately led to a great result.

copyrighte 2023, All right of commercial usage of this portfolio belong to SALSO (Saleh Sokhandan) - page 128 of 400

Magic Park

3D murals and selfie museum

Client	Parsgostaran Co.
Date	2021

"Magic Park" is the largest selfie theme park in the Middle East region. This collection features over 100 prominent works in various fields such as 3D mural, infinite mirrors, upside-down rooms, gravity room, visual illusion art, a black light world, and dozens of other pieces. You can find the artworks and visuals of this theme park on pages 132 to 157.

Eagle in Frame 3D Sticker

Client Parsgostaran Co.
Date 2021

Size: 12 m2
Technique: 3D Digital Painting and printing
Location: Magic park

copyrighte 2023, All right of commercial usage of this portfolio belong to SALSO (Saleh Sokhandan)



Fall from the Tower 3D Sticker

Client Parsgostaran Co.
Date 2021

Size: 25 m2
Technique: 3D anamorphic Painting (wall + floor)
Location: Magic park



Infinite building Selfie

Client Parsgostaran Co.
Date 2021

Size: 2.5 * 2.5 * 3 m - WDH
Technique: The floor and ceiling in this small room are covered by mirrors
Location: Magic park
Note: In this piece we have a small room covered by black and white line drawing. the mirror setup on the floor and ceiling made infinite effect

copyrighte 2023, All right of commercial usage of this portfolio belong to SALSO (Saleh Sokhandan)

Monster Inc 3D Mural

Client Parsgostaran Co.
Date 2020

Size: 25 m2
Technique: Digital 3D mural (wall + floor)
Location: Magic Park

Minion 3D Mural

Client Parsgostaran Co.
Date 2021

Size: 30 m2
Technique: 3D Sticker (wall + floor)
Location: Magic Park

Samourai 3D Sticker

Client	Parsgostaran Co.
Date	2021

Size: 43 m2
Technique: Anamorphic Digital 3D Painting, walls and floor
Location: Magic park

copyrighte 2023, All right of commercial usage of this portfolio belong to SALSO (Saleh Sokhandan) - page 134 of 400

Infinite Fancy Room

Client Prsgostaran Co.
Date 2021

Size: 2.5 * 2.5 m
Technique: Mirrors Combination and decoration
Location: Magic park

Aligator Rush, 3D Mural

Client Parsgostaran Co.
Date 2021

Size: 40 m2
Technique: Anamorphic Digital 3D Painting, Walls and floor
Location: Magic Park

Archery Target, 3D Sticker

Client Parsgostaran Co.
Date 2021

Size: 15 m2
Technique: Anamorphic Digital 3D Painting, a wall and floor
Location: Magic park

Kung Fu Panda, 3D Sticker

Client Parsgostaran Co.
Date 2021

Size: 30 m2
Technique: Anamorphic Digital 3D Painting and print, a Wall and floor
Location: magic park

Telephone Selfie Room

Client	Parsgostaran Co.
Date	2021

Size: 2*2*3
Technique: Decoration
Location: magic park

copyrighte 2023, All right of commercial usage of this portfolio belong to SALSO (Saleh Sokhandan) - page 138 of 400

Top of the City, 3D Sticker

Client Parsgostarag Co.
Date 2021

Size: 43 m2
Technique: Anamorphic Digital 3D painting and printing, walls and floor
Location: Magic park

Fun Gulf 3D Sticker

Client Parsgostaran Co.
Date 2021

Size: 12 m2
Technique: digitall illustration and printing
Location: Magic park



Phone's Frame Selfie Station

Client Parsgostaran Co.
Date 2021

Size: 13 m2
Technique: illustration and decoration
Location: Magic park

copyrighte 2023, All right of commercial usage of this portfolio belong to SALSO (Saleh Sokhandan)

Monkey in Frame, 3D Poster

Client Parsgostaran Co.
Date 2021

Size: 13 m2
Technique: 3D Digital illustration and printing
Location: Magic park

Unicorn 3D Sticker

Client Parsgostaran Co.
Date 2021

Size: 50 m2
Technique: Digital 3D Painting and prtinting, wall and floor plus a prop
Location: Magic Park

Mortal Combat 3D Sticker

Client Parsgostaran Co.
Date 2021

Size: 40 m2
Technique: Anamorphic Digital 3D Sticker, wall and floor
Location: Magic park

copyrighte 2023, All right of commercial usage of this portfolio belong to SALSO (Saleh Sokhandan)



Infinite Triangle mirror

Client Parsgostaran Co.
Date 2021

Size: 2*1*1.5 m WDH
Technique: Mirror combination station
Location: Magic park

Colourfull Selfie Backgraund

Client Parsgostaran Co.
Date 2021

Size: 2*1*3 m wdh
Technique: Decoration
Location: Magic park

Monochrome Selfie Room

Client Parsgostaran Co.
Date 2021

Size: 2.5 * 2 * 3 m wdh
Technique: Monochrome Decoration
Location: Magic park

Gravity Room

Client	Parsgostaran Co.
Date	2021

Size: 12 m2
Technique: Gravity rooms decoration - 90 degrees effect
Location: Magic park

copyrighte 2023, All right of commercial usage of this portfolio belong to SALSO (Saleh Sokhandan)

Reverspective Chair

Play Video

Client	Parsgostaran Co.
Date	2021

Size: 2.5 * 7 * 2 m2 wdh
Technique: forced perspective structure
Location: Magic park v

copyrighte 2023, All right of commercial usage of this portfolio belong to SALSO (Saleh Sokhandan)

Magic Mirror Decoration

Client Parsgostaran.
Date 2021

Size: 25 m2
Technique: Mirror decoration effect
Location: Magic park
Note: In this kind of decoration we make two exact same room in both side of a window still in flip version. so we will have this effect.

Infinite Triangle Selfie room

Client	Parsgostaran Co.
Date	2021

Size: 2.5 * 2.5 * 3 m WDH
Technique: Mirrors combinationa and illustration
Location: Magic park

Geavity Hotel Hallway

Client Parsgostaran Co.
Date 2021

Size: 20 m2
Technique: Mirror Installation and 20 Degree Decoration
Location: Magic park
Note: This technique excites the audience; I usually use it in most projects. In this project, I used this idea by fancy hotel concept, as shown here.

Black & white Decoration

Client Parsgostaran Co.
Date Jun 2021

Size: 50 m2
Technique: Line art illustration, Print and Painting combination
Location: Magic park

copyrighte 2023, All right of commercial usage of this portfolio belong to SALSO (Saleh Sokhandan) - page 152 of 400

Note: This effect trended in 2021, and many cafes opened globally. Attention to making good patterns and lines for a better impact on the camera is essential in this kind of decoration.

Selfie background poster

Size: 4*3 m wh
Technique: illustration
Location: Magic Park

Rainbow Selfie Rooms

Client Parsgostaran Co.
Date 2021

Size: 4 m2
Technique: Decoration
Location: Magic park

copyrighte 2023, All right of commercial usage of this portfolio belong to SALSO (Saleh Sokhandan) - page 154 of 400





illusiona

Optical illusion and selfie museum

Client	Private Owner
Date	2022

In this museum, you will be excited yet confused. You will enter a world that will blow your mind and allow you to learn many things. This project was similar to Roya Park's core concept but much fancier. Many illusion attractions, like the Ames room, Gravity rooms, Vortex tunnel, and more, besides several photo-shooting locations, made Illusiona a fancy photo-experience theme park.
You can find the inside happenings of this project in pages 160 to 181.

Play Video





Upside Down Room

Play Video

Client	Private Owner
Date	Dec 2022

Size: 12 m2
Technique: Gravity Decoration180 Degree
Location: illusiona theme park

Gravity Room

Client Private Owner
Date 2022

Size: 12 m2
Technique: Gravity Decoration - 90 degrees
Location: Illusiona theme park

Play Video

Infinite Triangle Stand

Play Video

Client	Private Owner
Date	2022

Size: 2 m2
Technique: Mirror Installation
Location: illusiona theme park

copyrighte 2023, All right of commercial usage of this portfolio belong to SALSO (Saleh Sokhandan)

20 Degree Room

Play Video

Client	Private Owner
Date	2022

Size: 20 m²
Technique: Gravity Decoration 20 degrees
Location: illusiona theme park



Verge Mirror Stand

Play Video

Client	Private Owner
Date	2022

Size: 100*60*200 wdh cm
Technique: Mirror Installation prop
Location: illusiona theme park

copyrighte 2023, All right of commercial usage of this portfolio belong to SALSO (Saleh Sokhandan) - page 160 of 400

Black and White Wall Painting

Client	Private Owner
Date	2022

Size: several mural in different sizes
Technique: Painting
Location: Illusiona theme park

Reverspective Chair

Play Video

Client	Private Owner
Date	2022

Size: 9 m2
Technique: Reversepective Installation
Location: illusiona theme park

Head Table

Play Video

Client	Private Owner
Date	2022

Size: 6 m²
Technique: Mirror and decoration Installation
Location: illusiona theme park

Ames Room

Client	Private Owner
Date	2022

Size: 21 m2
Technique: Forced perspective
Location: illusiona theme park

Play Video

copyrighte 2023, All right of commercial usage of this portfolio belong to SALSO (Saleh Sokhandan)

Clone Table

Client	Private Owner
Date	2022

Size: 9 m2
Technique: Mirror Installation
Location: illusiona theme park

Flout in Sky Selfie Room

Client Private Owner
Date 2022

Size: 4 m2
Technique: Decoration
Location: illusiona theme park

copyrighte 2023, All right of commercial usage of this portfolio belong to SALSO (Saleh Sokhandan)



Colorful Selfie Rooms

Client Private Owner
Date 2022

Size: 2*1.8*3.8 wdh m for each
Technique: Decoration
Location: illusiona theme park

Neon Selfie Room

Client Private Owner
Date 2022

Size: 7 m2
Technique: Decoration and lighting
Location: illusiona theme park

Play Video

copyrighte 2023, All right of commercial usage of this portfolio belong to SALSO (Saleh Sokhandan) - page 168 of 400

Verge Selfie Room

Client	Private Owner
Date	2022

Size: 7 m2
Technique: Decoration
Location: illusiona theme park

Alice Effect Selfie Room

Client	Private Owner
Date	2022

Size: 5 m2
Technique: Giant Decoration - Alice effect
Location: illusiona theme park

SALSO
copyrighte 20



Infinite Galaxy

Play Video

Client	Private Owner
Date	2022

Size: 7 m2
Technique: MirrorInstallation and Lighting
Location: illusiona theme park



Vortex Tounel

Play Video

Client	Private Owner
Date	2022

Size: 18 m2
Technique: Black light ad Rotating Structure
Location: illusiona theme park

copyrighte 2023, All right of commercial usage of this portfolio belong to SALSO (Saleh Sokhandan)

Hexagon Mirror Room

Client Private Owner
Date 2022

Size: 7 m2
Technique: Mirror Installation and Decoration
Location: illusiona theme park

copyrighte 2023, All right of commercial usage of this portfolio belong to SALSO (Saleh Sokhandan) - page 174 of 400

Black And White Decoration

Play Video

Client	Private Owner
Date	2022

Size: 30 m2
Technique: Line art Decoration and Painting
Location: illusiona theme park

Einstein Reverspective Canvas

Play Video

Client	Private Owner
Date	2022

Size: 5 m2
Technique: Installation
Location: illusiona theme park

copyrighte 2023, All right of commercial usage of this portfolio belong to SALSO (Saleh Sokhandan)

Land of Legends Theme Park

Client Iran Fun Co.
Date 2022

You might be familiar with the ancient Persian tales, which are famous for their legendary stories and characters. In this project, we have focused on both technical and artistic aspects. We connected two separate flat spaces using a unique bridge, resulting in a total area of around 800 square meters. We then designed and constructed all infrastructures and 50 different artworks using various artistic techniques and technologies that all complement each other to create a unique atmosphere, allowing people to immerse themselves in the ancient era of legends. You can find detail of this project in page 183 to 205 and also the video clip of this project.

Play Video

Dragon Sculpture

Client Iran Fun Co.
Date 2022

Space: 40 m² **Scupture Size:** 3*1.5*3 WDH m
Technique: Cement Sculpturing and other decoration techniques
Location: Land of legends theme park

copyrighte 2023, All right of commercial usage of this portfolio belong to SALSO (Saleh Sokhandan) - page 178 of 400

Entrance Gate

Client	Iran Fun Co.
Date	2022

Size: 3.4 m2
Technique: decoration
Location: Land of legends
Note: This gate is main entrance of Land of Legends theme park

Time Tunnel Corridor

Client Iran Fun Co.
Date 2022

Size: 35 m2
Technique: Parallel overlapping illustration technique
Location: Land of legends theme park
Note: We cover this corridor with this technique. the result is insane and who going inside have feeling like dizziness and as walking around see that the black lines creating moving shapes.

copyrighte 2023, All right of commercial usage of this portfolio belong to SALSO (Saleh Sokhandan) - page 180 of 400



Hall of Planisphere

Client Iran Fun Co.
Date 2022

Size: 30 m2
Technique: Projection mapping show
Location: Land of legends theme park
Note: This room is designed in the shape of a sphere, and three video projectors are used to project a specific media show onto a 25-meter-wide curved wall. I want to emphasize the importance of watching the video to understand what's happening in this project.

Ancient Infinite Hall

Client Iran Fun Co.
Date 2022

Size: 35 m2
Technique: Mirror Installation and decoration
Location: Land of legends theme park
Note: The room is decorated like an ancient hall and is situated between mirrors, giving it the impression of endless columns and doors that lead to the next steps of the Land of Legends theme park. We have designed five gates open to underground-themed corridors in this room, with four leading back to the previous hall.

copyrighte 2023, All right of commercial usage of this portfolio belong to SALSO (Saleh Sokhandan)

Scupture and Decoration

Client Iran Fun Co.
Date 2020

Size: 25 m2
Technique: Interactive Decoration **Location:** Land of legends theme park
Note: Ferdowsi's fiction is one of the most important references for the Land of Legends theme park story. This scene is related to the first part of the main character's journey in this tale.

Multi Layer 3D Mural

Client Iran Fun Co.
Date 2022

Size: 3.5*3*3 wdh meters in three layers
Technique: Multi layer illustration and printing on glass
Location: Land of legends theme park

copyrighte 2023, All right of commercial usage of this portfolio belong to SALSO (Saleh Sokhandan) - page 184 of 400

Cylinder Anamorphic Art

Client Iran Fun Co.
Date 2022

Size: 20 m2
Technique: Cylinder anamorphic art + sand painting
Note: This installation is unique because the graphic shape is created by sticking sand on the wall. It was like painting with sand. All this anamorphic image on the wall, around 20 square meters, is visible inside the cylinder mirror in the correct shape.

Hyper Real Wax Sculpture

Client Iran Fun Co.
Date 2022

Size: 80*70*250 cm wdh
Technique: Hyperaltruistic sculpture And Painting
Location: Land of legends theme park

Animatronic Dragon

Client Iran Fun Co.
Date 2022

Size: 200*300 cm
Technique: Intractiove Silicone Sculpture and Decoration
Location: Land of legends theme park

Double Side View Canvas

Client	Iran Fun Co.
Date	March 2022

Size: 6 m2
Note: This frame was created with 230 separate unique tiles. These tiles are handmade and have a unique shape for creating this effect. This frame has two viewpoints, which the image perfectly matches from there.

Play Video

copyrighte 2023, All right of commercial usage of this portfolio belong to SALSO (Saleh Sokhandan)

Illustrated Rug Book

Client Iran Fun Co.
Date 2022

Size: 3.4 m2
Technique: Illustrated carpets (it is not printed)
Location: Land of legends theme park

Play Video

Giant Sculpture

Client Iran Fun Co.
Date 2022

Size: 15 m2
Technique: Anti gravity techniques and organic decoration
Location: Land of legends theme park

copyrighte 2023, All right of commercial usage of this portfolio belong to SALSO (Saleh Sokhandan) - page 190 of 400

Shadow Play of Shahnameh

Client Iran Fun Co.
Date 2022

Size: 15 m2
Technique: Decoration and Shadow art illustration back projected
Location: Land of legends theme park



Anti Gravity Room

Client Iran Fun Co.
Date June 2022

Size: 35 m2
Technique: Room 20 degrees Decoration
Location: Land of legends theme park
Note: For undrestanding gravity techniques is better to see the project video clip.

copyrighte 2023, All right of commercial usage of this portfolio belong to SALSO (Saleh Sokhandan)

Multi Layer Installation

Client Iran Fun Co.
Date 2022

Size: 30 m2
Technique: Installation
Location: Land of legends theme park
Note: This scene was created in two parts: one hanging from the ceiling and the other sitting on the floor. Both have similar techniques of forced perspective, but they are made of different materials. The griffin is made out of aluminum sheets with printing on it. The archery man is made out of metal sheets, and each piece was cut separately and joined together to make this installation.

Sculpture of the Giant

Client Iran Fun Co.
Date 2022

Size: 12 m2
Technique: Sculpturing and Interactive animation in the window playing in a big screen
Location: Land of legends theme park

copyrighte 2023, All right of commercial usage of this portfolio belong to SALSO (Saleh Sokhandan)

Animatronic Jinn

Client Iran Fun Co.
Date 2022

Size: 2*2*3.5 m
Technique: Interactive animatronic sculpure with silicone skin
Location: Land of legends theme park

Shahrzad Hall

Client Iran Fun Co.
Date 2022

Size: 40 m2
Technique: Mirror Installation and Decoration
Location: Land of legends theme park
Note: This room designed in hald and made complited in the mirors.

copyrighte 2023, All right of commercial usage of this portfolio belong to SALSO (Saleh Sokhandan)



InfInite Hall

Client Iran Fun Co
Date 2022

Size: 5 m2
Technique: Mirror Installation and Decoration
Location: Land of legends theme park

Kids Stories Theme

Client	Iran Fun Co.
Date	2022

Size: 20 m2
Technique: Decoration and nothing more
Location: Land of legends theme park

copyrighte 2023, All right of commercial usage of this portfolio belong to SALSO (Saleh Sokhandan) - page 198 of 400

Elephantin Sculpture

Client Iran Fun Co.
Date 2022

Size: 6 m2
Technique: Sculpturing
Location: Land of legends theme park

copyrighte 2023, All right of commercial usage of this portfolio belong to SALSO (Saleh Sokhandan) - page 200 of 400

Double View Billboard

Play Video

Client Classino Co.
Date Feb 2022

Size: 40 m2 (9.5*4 m)
Technique: Slicecular (this frame made by many narrow and long sprinted strips) made it possible to see different image from two viewing points.
Location: Main Square.



Installation With Recycled Materials

Client	Iran Fun Co.
Date	2022

Size: 50 m^2
Technique: Installation
Location: Aqua Park
Note: This installation has one specific viewing point, where visitors can see a jellyfish made out of a huge amount of plastic. This concept is related to the plastic trash waste problem in the oceans.

copyrighte 2023, All right of commercial usage of this portfolio belong to SALSO (Saleh Sokhandan) - page 202 of 400



Aqua park

Outdoor theme park design based on sea nature

Client	Iran Fun Co.
Date	Jun 2022

An aqua park is a recreational facility with various water attractions and activities for people of all ages. In this project, we have design scenarios, landscape and decoration, and construction processes done by other companies.

Front view



Right view



Left view

Ambigieues Chandelier

Play Video

Client	Mika co.
Date	July 2022

Size: 2*2*3 m
Technique: Anamorphic installation that made three shapes
Location: Mika knots Tower
Note: This chandelier is made of 2,160 crystal balls hanging from the ceiling by steel probes. It was designed to display the specific shapes of a circle, triangle, and infinity sign. It took us more than a month to design and construct it. The intricate process of creating and installing this two-thousand-kilogram object was quite challenging.

3D Sticker

Client	Classino
Date	May 2022

Size: 20 m2
Technique: 3D Anamorphic illustration
Location: Book Exhibition

copyrighte 2023, All right of commercial usage of this portfolio belong to SALSO (Saleh Sokhandan) - page 206 of 400



Rhein-Ruhr Zentrum Mall

Client SETSTAR Ltd
Date 2022

Rhein-Ruhr Zentrum is a big shopping center in Germany that ordered several 3D murals for its marketing campaign. You can see these pieces on page 215 to 221

3D Sticker - illusion lines

Client SETSTAR Ltd
Date 2022

Size: 3*2*3 WDH m (wall+floor)
Technique: 3D Digital painting and Vinyl printing
Location: Rhein-Ruhr Zentrum

copyrighte 2023, All right of commercial usage of this portfolio belong to SALSO (Saleh Sokhandan) - page 208 of 400

3D Layers Sticker - The Gorilla

Client SETSTAR Ltd
Date 2022

Size: 3*2*3 WDH m (wall + floor + prop)
Technique: 3D Digital Painting and vinyl printing
Location: Rhein-Ruhr Zentrum

3D Sticker - Aquarium

Client SETSTAR Ltd
Date 2022

Size: 5*2*3 WDH m (wall+floor)
Technique: 3D Digital Painting
Location: Rhein-Ruhr Zentrum

SALSO Design

copyrighte 2023, All right of commercial usage of this portfolio belong to SALSO (Saleh Sokhandan) - page 210

3D Sticker - Fantasy castle

Client SETSTAR Ltd
Date 2022

Size: 3*3*3 WDH m (wall + floor)
Technique: 3D Digital illustration and vinyl printing
Location: Rhein-Ruhr Zentrum

3D Sticker

Client	SETSTAR Ltd
Date	2022

Size: 6*3*3 WDH m (wall+floor)
Technique: 3D Digital Painting and vinyl printing
Location: Rhein-Ruhr Zentrum

copyrighte 2023, All right of commercial usage of this portfolio belong to SALSO (Saleh Sokhandan) - page 212 of 400

3D Sticker

Client	SETSTAR Ltd
Date	2023

Size: 5*3*3 WDH m (wall+floor)
Technique: 3D Digital Painting and vinyl printing
Location: Rhein-Ruhr Zentrum



3D Sticker

Client	Quantum Metric
Date	2022

Size: 3*4 WD m (floor)
Technique: 3D Digital Painting and vinyl printing
Location: Westfield Stratford City shopping mall

copyrighte 2023, All right of commercial usage of this portfolio belong to SALSO (Saleh Sokhandan) - page 214 of 400





Roya Park II

Illusion and Selfie museum

Client	IranFun
Date	Nov 2022

Two years after the construction of the Roya Park Museum, at the client's request, we fundamentally repaired and renovated this complex and added new parts to it. We also added a selfie rooms section and a new 3D mural to 'Roya Park' so it became more trendy. Because of this, many old visitors revisited this museum.
You can find its attractions on the following page from 224 to 248.

Play Video

3D Mural and Prop

Client Iran Fun Co.
Date 2022

Size: 5*2*3 WDH m (3 surfaces + prop)
Technique: 3D Digital Painting and Interactive Decoration
Location: RoyaPark II
Note: The camel made out of Plastic PLA printed and covered by textured resin

copyrighte 2023, All right of commercial usage of this portfolio belong to SALSO (Saleh Sokhandan) - page 216 of 400

3D Sticker - The frog

Client	Iran Fun Co.
Date	2022

Size: 5*2*3 WDH m (2 surfaces)
Technique: 3D Digital Painting and Printed Vinyl
Location: RoyaPark II

3D Sticker - Scary boat

Client Iran Fun Co.
Date 2022

Size: 3*4*3 WDH m (3 surfaces + prop)
Technique: 3D Digital Painting and Real boat combination
Location: Roya park II
Note: this scene is did by combination of three illustrated surfaces and a real boat in front of it exactly fit together.

copyrighte 2023, All right of commercial usage of this portfolio belong to SALSO (Saleh Sokhandan)

3D Sticker - Elephant and broken wall

Client Iran Fun Co.
Date 2022

Size: 6*1*3 WDH m (2 surfaces + props)
Technique: 3D Digital Painting and Real objects combination
Location: Roya park II
Note: the stones on the floor made by fiberglass and painting

The Thor 3D Sticker

Client	Iran Fun Co.
Date	2022

Size: 3*3*3 WDH m (2 surfaces + prop)
Technique: 3D Digital Illustration and Interactive Decoration
Location: Roya Park II

copyrighte 2023, All right of commercial usage of this portfolio belong to SALSO (Saleh Sokhandan)



Octopus 3D Sticker

Client Iran Fun Co.
Date 2022

Size: 3*4*3 WDH m (3 surfaces + prop)
Technique: 3D Digital illustration and Interactive Decoration
Location: Roya park II

3D Sticker - Dog house

Play Video

Client	Iran Fun Co.
Date	2022

Size: 3*3*3 WDH m (4 surface + prop)
Technique: 3D Digital illustration and Interactive Decoration
Location: Roya park II
Note: combination of 3 walls and floor plus a horizental column

copyrighte 2023, All right of commercial usage of this portfolio belong to SALSO (Saleh Sokhandan)

3D Sticker - Zombie

Client Iran Fun Co.
Date 2022

Size: 2*2*3 WDH m (2 walls + floor + Prop)
Technique: 3D Digital Painting and Interactive Decoration
Location: Roya park II

3D mural - Broken wall

Client Iran Fun Co.
Date 2022

Size: 3*3 DH m (1 wall+ step)
Technique: 3D Digital Painting
Location: Roya Park II

Dudle Selfie Room

Client Iran Fun Co.
Date 2022

Size: 2*2*3 WDH m
Technique: Selfie Decoration
Location: Roya Park II

copyrighte 2023, All right of commercial usage of this portfolio belong to SALSO (Saleh Sokhandan)

Selfie Room - Verge

Client Iran Fun Co.
Date 2022

Size: 3*2*2.6 WDH m
Technique: Monochrome Decoration
Location: Roya park II

Selfie Room - The wing

Client Iran Fun Co.
Date 2022

Size: 3*1*2.6
Technique: Lighting and Idecoratio
Location: Roya park II

Selfie Background - Bus station

Client Iran Fun Co.
Date 2022

Size: 3*1*3 WDH m
Technique: Comic Strip design
Location: Roya park II

copyrighte 2023, All right of commercial usage of this portfolio belong to SALSO (Saleh Sokhandan) - page 226 of 400

Selfie Room - Candy merry round

Client	Iran Fun Co.
Date	2022

Size: 3*2*2.6 WDH m
Technique: Fantasy Decoration
Location: Roya park II

Selfie room - Monochrome

Client Iran Fun Co.
Date 2022

Size: 4*1*3 WDH m
Technique: Monochrome Decoration
Location: Roya park II

Selfie Room - Award Machine

Client Iran Fun Co.
Date 2022

Size: 2*2*2.6 WDH m
Technique: Gravity Decoration
Location: Roya park II

Selfie Room - Neon Decoration

Client	Iran Fun Co.
Date	2022

Size: 2*2*2.6 WDH m
Technique: Lighting Design and Decoration
Location: Roya park II

Play Video

copyrighte 2023, All right of commercial usage of this portfolio belong to SALSO (Saleh Sokhandan) - page 230 of 400

Ames Room - Lego Theme

Client Iran Fun Co.
Date 2022

Size: 21 m^2
Technique: Forced perspective + 3d sticker
Location: Roya park II



Infinite Triangle

Client Iran Fun Co.
Date 2022

Size: 1*3*1 WDH m
Technique: Mirror Installation Stand
Location: Roya park II

copyrighte 2023, All right of commercial usage of this portfolio belong to SALSO (Saleh Sokhandan)

Selfie Room - Clone Fllowers

Client Iran Fun Co.
Date 2022

Size: 2*3*3 WDH m
Technique: Mirror and Decoration
Location: Roya park II

Infinity Room

Client	Iran Fun Co.
Date	2022

Size: 3*3*3 WDH m
Technique: Mirror Installation
Location: Roya park II





Infinity Hall

Client Iran Fun Co.
Date 2022

Size: 3*3*3 WDH m
Technique: Mirror Installation and Decoration
Location: Roya park II
Note: this hall is a hexagon room covered by mirrors

Play Video

copyrighte 2023, All right of commercial usage of this portfolio belong to SALSO (Saleh Sokhandan)

Reverspective Ladder

Client	Iran Fun Co.
Date	2022

Size: 3*5*3 WDH m
Technique: Reverspectiv Installation
Location: Roya park II

Head Table

Client	Iran Fun Co.
Date	2022

Size: 2*2*3 WDH m
Technique: 3D Digital Painting, Mirror Installation
Location: Roya park II

copyrighte 2023, All right of commercial usage of this portfolio belong to SALSO (Saleh Sokhandan)

Video Clip

Upside Down Rooms

Client Iran Fun Co.
Date 2022

Size: 4*4*4 WDH m
Technique: Upside Down Decoration 180 Degrees and 90 degrees
Location: Roya park II

Upside Down Room

Video Clip

Client	Iran Fun Co.
Date	2022

Size: 3*4*2.8 WDH m
Technique: Upside Down Decoration 180 Degrees
Location: Roya park II

Travel around the World

Decoration based Theme park

Client IranFun
Date 2023

Visiting the famous landmarks of sixteen different countries in just 60 minutes might seem impossible, but not when you visit the 'Travel Around the World' theme park. At the beginning of 2023, we started converting the top floor of a shopping mall to this theme park. Creating all the different scenes was the most challenging part of this project, especially considering the limited space in a small tourist city. You can find the artworks and visuals of this theme park on pages 250 to 269.

Video Clip

Design clip

Preshow Hall

Client	Iran Fun Co.
Date	2023

Size: 32 m^2
Technique: Decoration, Painting and TV Wall
Location: Travel around the world theme park
Note: In the first step, visitors to this theme park enter this room. They familiarize themselves with the theme park's vibe and watch short videos. Then, they proceed to the next step by opening the video wall.

copyrighte 2023, All right of commercial usage of this portfolio belong to SALSO (Saleh Sokhandan) - page 242 of 400

India - Bazaar decoration

Client Iran Fun Co.
Date 2023

Size: 20 m^2
Technique: Mirror and Decoration
Location: Travel around the world theme park



India - Taajmahal Projection Mapping

Client Iran Fun Co.
Date 2023

Size: 35 m^2
Technique: Decoration and Mapping show
Location: Travel around the world theme park
Note: we made miniature statue of Taajmahal and made a mapping show

copyrighte 2023, All right of commercial usage of this portfolio belong to SALSO (Saleh Sokhandan)

Thailand - Nature Decoration

Play Video

Client	Iran Fun Co.
Date	2023

Size: 45 m²
Technique: Decoration and Interactive Decoration
Location: Travel around the world theme park
Note: We set up two animatronic silicone animals that were moving inside this decoration.



China - Lantern Decoration

Client Iran Fun Co.
Date 2023

Size: 60 m^2
Technique: Lantern Design and Painting
Location: Travel around the world theme park

copyrighte 2023, All right of commercial usage of this portfolio belong to SALSO (Saleh Sokhandan)

Japan - Black Light Decoration

Client Iran Fun Co.
Date 2023

Size: 12 m^2
Technique: Decor and UV Color Painting
Location: Travel around the world theme park
Note: Using UV-reflective color to create a unique feeling, depth, and shine in the space is a common technique in this room.

Japan - Japnese Garden Decoration

Client Iran Fun Co.
Date 2022

Size: 40
Technique: Decoration
Location: Travel around the world theme park

copyrighte 2023, All right of commercial usage of this portfolio belong to SALSO (Saleh Sokhandan) - page 248 of 400

Japan - Japnese Garden Decoration

Client Iran Fun Co.
Date 2023

Size: 40
Technique: Decoration And Shadow Art
Location: Travel around the world theme park
Note: Behind Japanese doors, we set up a video projection and used animated shadow art, like a man sitting there and drinking tea.

Russia - Saint Basil Scean

Client Iran Fun Co.
Date 2023

Size: 40 m^2
Technique: Layers Decoration **Location:** Travel around the world theme park
Note: We put Saint Basil's Cathedral maquette behind a big isolated window and a huge fan that blows small pieces of paper, creating a snow effect.

copyrighte 2023, All right of commercial usage of this portfolio belong to SALSO (Saleh Sokhandan)

America - Movies figures

Client Iran Fun Co.
Date 2023

Size: 40 m^2
Technique: Murals and wax figures
Location: Travel around the world theme park

Amirican Indian

Client Iran Fun Co.
Date 2023

Size: 9 m2
Technique: Decor, Wall Sticker and wax Figure
Location: Travel around the world theme park

Pirates of the Caribbean

Client Iran Fun Co.
Date 2023

Size: 6 m2
Technique: Decoration, Wall Sticker and wax Figure
Location: Travel around the world theme park

Iron Man

Client Iran Fun Co.
Date 2023

Size: 6 m2
Technique: Wall Sticker and wax Figure
Location: Travel around the world theme park

copyrighte 2023, All right of commercial usage of this portfolio belong to SALSO (Saleh Sokhandan)

France - Multi Layer Painting

Client Iran Fun Co.
Date 2023

Size: 30 m²
Technique: Installation and Layers Oil Painting
Location: Travel around the world theme park
Note: In this section, we tried to make an artistic painting as one of the main vibes of France. Therefore, everything was a real painting that took lots of effort.

Play Video

Argentina - Messi Wax Figure

Client Iran Fun Co.
Date 2023

Size: 30 m^2
Technique: Wax Figure, Painting and Decoration
Location: Travel around the world theme park

copyrighte 2023, All right of commercial usage of this portfolio belong to SALSO (Saleh Sokhandan) - page 254 of 400

Brazil - Neymar Wax Figure

Client Iran Fun Co.
Date 2023

Play Video

Size: 30 m²
Technique: Painting, Decoration and Wax figure
Location: Travel around the world theme park

Spain - Holographic Show

Client Iran Fun Co.
Date 2023

Size: 40 m^2
Technique: Interactive Decoration
Location: Travel around the world theme park
Note: A six-meter-wide holographic screen is unusual, and it would be insane to show a Spanish concert way in a holographic.

copyrighte 2023, All right of commercial usage of this portfolio belong to SALSO (Saleh Sokhandan)

Italy - Pinocchio and Pisa tower

Client	Iran Fun Co.
Date	2023

Size: 30 m²
Technique: Painting and Interactive Decoration
Location: Travel around the world theme park



Egypt - Ancient corridors

Client Iran Fun Co.
Date 2022

Size: 20 m^2
Technique: Infinite Mirror effect, Interactive Decoration and Painting
Location: Travel around the world theme park

copyrighte 2023, All right of commercial usage of this portfolio belong to SALSO (Saleh Sokhandan)

Egypt - Sphinx and Giza pyramid

Client Iran Fun Co.
Date 2023

Size: 50 m^2
Technique: Mirror, Interactive Decoration and Painting
Location: Travel around the world theme park
Note: The Sphinx sculpture has 6 meters long and 2.5 meter height

Iraq - Vintage Sough

Client Iran Fun Co.
Date 2022

Size: 40 m²
Technique: Decoration
Location: Travel around the world theme park

copyrighte 2023, All right of commercial usage of this portfolio belong to SALSO (Saleh Sokhandan)

Selfie Park

Colorful Decoration based Theme park

Client Private owner
Date 2023

"Selfie Park" is part of a larger project that also includes two other attractions designed and constructed by SALSO in the spring of 2023. The following sections provide information about those two projects. The main goal of this project was to attract photography lovers who enjoy taking photos in fantasy-like locations. Therefore, we designed several colorful locations that could create great photo effects.
Find the photo of these locations on pages 272 to 295.

Play Video



Preshow - Projection Corridor

Client	Private Owner
Date	2023

Size: 18 m2
Technique: Decoration and projection Mapping
Location: Selfie park
Note: The huge circle at the end of this hall plays rhythmic otoscopic video by video projection, and its reflection in mirror rings creates this colorful atmosphere.

copyrighte 2023, All right of commercial usage of this portfolio belong to SALSO (Saleh Sokhandan)

Selfie Room - Comic boat

Client Private Owner
Date 2023

Size: 3*2*2.6 WDH m
Technique: Layers installation and Painting
Location: Selfie park

copyrighte 2023, All right of commercial usage of this portfolio belong to SALSO (Saleh Sokhandan) - page 264 of 400

Infinity Mirror Room

Client	Private Owner
Date	2023

Size: 3*3*4 WDH m
Technique: Mirror and Decoration
Location: Selfie park

Selfie Room - Hologram

Client	Private Owner
Date	2023

Size: 2*1.5*2.8 WDH m
Technique: Decoration
Location: Selfie Park

copyrighte 2023, All right of commercial usage of this portfolio belong to SALSO (Saleh Sokhandan)

Selfie Room - Fancy Jungle

Client	Private Owner
Date	2023

Size: 2*2*3 wdh m
Technique: Decoration
Location: Selfie park

Selfie Room - Blue ocean

Client	Private Owner
Date	2023

Size: 2*2*3 WDH m
Technique: Decoration
Location: Selfie park





Selfie Room - Neon tetris

Client	Private Owner
Date	2023

Size: 2*1.8*2.8 WDH m
Technique: Decoration and Lighting
Location: Selfie park



Selfie Room - Minecraft

Play Video

Client	Private Owner
Date	2023

Size: 2*2*3 WDH m
Technique: Print and Decoration
Location: Selfie Park

copyrighte 2023, All right of commercial usage of this portfolio belong to SALSO (Saleh Sokhandan) - page 270 of 400

Selfie Room - Golden Gate

Client Private Owner
Date 2023

Size: 2*1.8*2.8 WDH m
Technique: Decoration and Lighting
Location: Selfie park

Selfie Room - DJ

Client	Private Owner
Date	2023

Size: 2*1.8*2.8 WDH m
Technique: Interactive Decoration and Lighting
Location: Selfie park

copyrighte 2023, All right of commercial usage of this portfolio belong to SALSO (Saleh Sokhandan)

Selfie Room - Alice Effect

Client	Private Owner
Date	2023

Size: 2*2*3 WDH m
Technique: Giant Decoration
Location: Selfie park

copyrighte 2023, All right of commercial usage of this portfolio belong to SALSO (Saleh Sokhandan) - page 274 of 400







Selfie Background

Play Video

Client	Private Owner
Date	2023

Size:
Technique: 3D Photo Backdrop
Location: Selfie park

Upside Down Room

Client	Private Owner
Date	2023

Size: 4*3*2.6 WDH m
Technique: Gravity Decoration 180 degrees
Location: Selfie park

copyrighte 2023, All right of commercial usage of this portfolio belong to SALSO (Saleh Sokhandan)



Infinite Triangle

Client	Private Owner
Date	2023

Size: 1.2*2*2 WDH m
Technique: Mirror Installation
Location: Selfie park

Selfie Room - Mono Yellow

Client	Private Owner
Date	2023

Size: 2*2*2.6 WDH m
Technique: Monochrome Decoration
Location: Selfie park

copyrighte 2023, All right of commercial usage of this portfolio belong to SALSO (Saleh Sokhandan) - page 278 of 400

Reverspective Canvas

Client Private Owner
Date 2023

Size: 2.4 * 1.2 WH m
Technique: Reverspective illustration
Location: Selfie park

Play Video

Selfie Room - Rainbow strips

Client	Private Owner
Date	2023

Size: 2*2*3 WDH m
Technique: Decoration
Location: Selfie Park

copyrighte 2023, All right of commercial usage of this portfolio belong to SALSO (Saleh Sokhandan)

Selfie Room - Rainbow Child

Client Private Owner
Date 2023

Size: 2*2*3 WDH m
Technique: Decoration
Location: Selfie park

Double side Canvas

Play Video

Client	Private Owner
Date	2023

Size: 2 * 2.4 WH m
Technique: double view frame
Location: Selfie park

copyrighte 2023, All right of commercial usage of this portfolio belong to SALSO (Saleh Sokhandan)



Note: Creating double-sided canvas paintings is not new, but this specific piece is exceptionally precise. Each strip is only 4 millimeters wide, and each 20 centimeters contains one ceramic tile. This canvas was created by combining hundreds of these tiles to create a Mona Lisa portrait.



Mirrors installation - Melfie

Play Video

Client	Private Owner
Date	2023

Size: 2*2 WH m
Technique: Mirror installation
Location: Selfie park

copyrighte 2023, All right of commercial usage of this portfolio belong to SALSO (Saleh Sokhandan) - page 284 of 400



Contrast Cafe

Black and White Cafe

Client	Private owner
Date	2023

Next to the "Selfie Park," you can find a uniquely decorated coffee shop that serves in a dreamy space and has no color. Just like a pen drawing, everything is black and white. Walls, tables, and chairs are designed to make an environment like drawing.
Find the photo of this project in following pages.

Play Video

Black And White Cafe

Client	Private Owner
Date	2023

Size: 100 m^2
Technique: Decoration and Painting
Location: Contrast Cafe

copyrighte 2023, All right of commercial usage of this portfolio belong to SALSO (Saleh Sokhandan)

Black & White Cafe

Client Private Owner
Date 2023

Size: 100 m²
Technique: Decoration and Painting
Location: Contrast Cafe

copyrighte 2023, All right of commercial usage of this portfolio belong to SALSO (Saleh Sokhandan) - page 288 of 400

Galaxy Park

Mirror and light exprience theme park

Client	Private owner
Date	2023

Next to Selfie Park, there is another project named Galaxy Park for those who love space and the dance of stars in the sky. The mirror maze and vortex tunnel are two of the most interesting parts of this theme park.
You can find photos of Galaxy Park on pages 302 to 311.

Play Video



copyrighte 2023, All right of commercial usage of this portfolio belong to SALSO (Saleh Sokhandan)





Preshow - Multi layer Holomesh

Play Video

Client	Private Owner
Date	2023

Size: 25 m²
Technique: Mapping Show
Location: Galaxy Park
Note: This kind of technique make possible to Create images similat to 3Ds



BLACK LIGHT WORLD

Client Private Owner
Date 2023

Size: ???
Technique: Interactive Decoration and Painting by UV Color
Location: Namak Abroud
Note:

copyrighte 2023, All right of commercial usage of this portfolio belong to SALSO (Saleh Sokhandan)

Black Light World

Play Video

Client	Private Owner
Date	2023

Size: 30 m²
Technique: Decor and Painting by UV Color
Location: Galaxy Park





Infinite Cube

Client	Private Owner
Date	2023

Size: 1*1*1 m
Technique: Mirror Infinity Cube
Location: Galaxy park

copyrighte 2023, All right of commercial usage of this portfolio belong to SALSO (Saleh Sokhandan) - page 294 of 400

Selfie Room - Night light

Client	Private Owner
Date	2023

Size: 4*2*3 WDH m
Technique: Decoration and Lighting
Location: Galaxy Park



copyrighte 2023, All right of commercial usage of this portfolio belong to SALSO (Saleh Sokhandan)



Mirror Maze

Client Private Owner
Date 2023

Size: 45 m^2
Technique: Mirrors and Lighting
Location: Galaxy Park

Vortex Tounel

Client Private Owner
Date 2023

Size: 4*6*4 WDH m
Technique: Mirror and UV Color Painting and Rotating Engine
Location: Galaxy park

Play Video

copyrighte 2023, All right of commercial usage of this portfolio belong to SALSO (Saleh Sokhandan)



iArts Museum

3D Murals and Selfie theme park

Client xTac co
Date 2023

Twenty 3D murals have been created at the iArts Museum for Canadian visitors. The space includes two different zones. The first zone is an open space with many 3D murals and props for taking beautiful photos. The second zone is a private photo-shooting gallery that contains five notable optical illusion-based artworks. Visitors can take and print their images in a unique kind of photoshoot.
You can see the murals on the following pages 214 to 325

Play Video

copyrighte 2023, All right of commercial usage of this portfolio belong to SALSO (Saleh Sokhandan) - page 300 of 400

3D Sticker - Chess Castle

Client xTac co
Date 2023

Size: 4.5*3*3 WDH m (Wall+floor+prop)
Technique: Anamorphic Digital 3D Painting (wall+floor)
Location: iArts museum



3D Sticker - Scuba Driver

Client	xTac co
Date	2023

Size: 3.5*3*3 WDH m (wall + floor)
Technique: 3D Digital illustration and vinyl printing
Location: iArts museum Toronto

copyrighte 2023, All right of commercial usage of this portfolio belong to SALSO (Saleh Sokhandan) - page 302 of 400

3D Sticker - Living Dead

Client	xTac co
Date	2023

Size: 4*3*3 WDH m (wall+floor)
Technique: Anamorphic Digital 3D anamorphic and vinyl printing
Location: iArts museum



3D Sticker - Crocodile

Client xTac co
Date 2023

Size: 4*3*3 (4 walls + floor)
Technique: 3D Digital illustration and vinyl printing
Location: iArts museum toronto

copyrighte 2023, All right of commercial usage of this portfolio belong to SALSO (Saleh Sokhandan)

3D Sticker - Shark Cage

Client	xTac co
Date	2023

Size: 36 m2
Technique: Anamorphic Digital 3D Painting (wall+floor)
Location: iArts museum Toronto

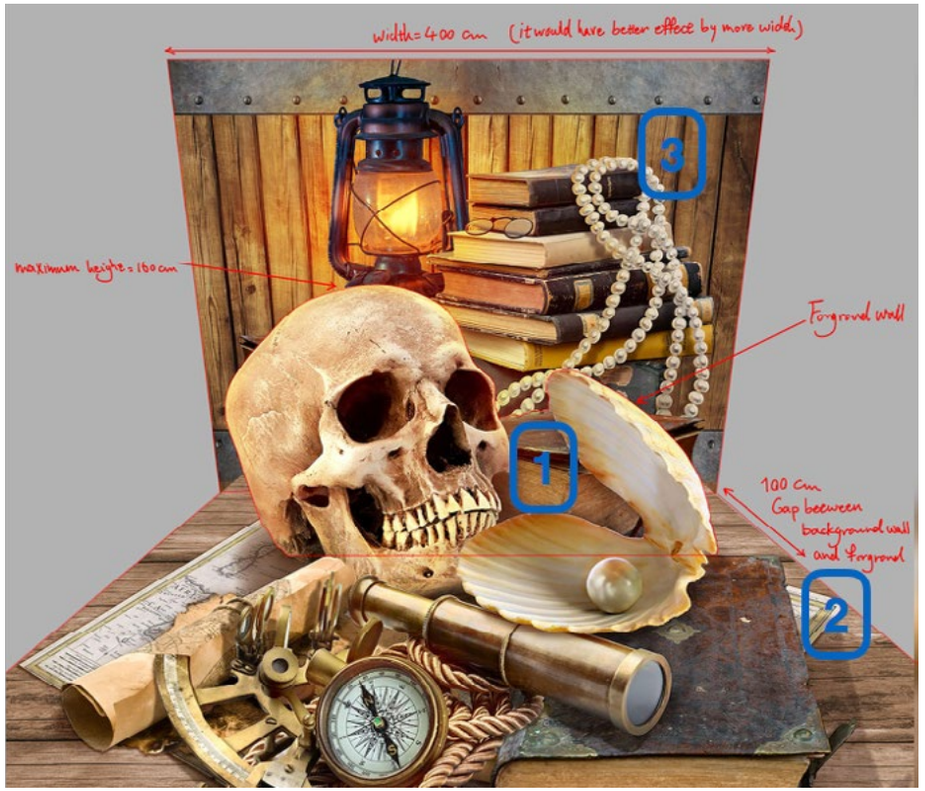

3D Sticker -Alice Effect

Client xTac co
Date 2023

Size: 4*3*3 WDH m (wall + floor + standing prop)
Technique: Anamorphic Digital 3D Painting and Interactive Decoration
Location: iArts museum toronto

3D Sticker - Houdini Cage

Client xTac co
Date 2023

Size: 3*3*3 WDH m (2 walls + floor)
Technique: Anamorphic Digital 3D Painting and vinyl printing
Location: iArts museum



3D Sticker - Giant Spider

Client xTac co
Date 2023

Size: 4*3*3 WDH m (wall+floor)
Technique: Anamorphic Digital 3D Painting and Vinyl printng
Location: iArts museum toronto

copyrighte 2023, All right of commercial usage of this portfolio belong to SALSO (Saleh Sokhandan)

3D Sticker - Chest In the Cave

Client xTac co
Date 2023

Size: 4*3*3 WDH m (wall+floor+prop)
Technique: Anamorphic Digital 3D Painting and Interactive prop
Location: iArt museum

3D Sticker - Magic Jungle

Client xTAc co
Date 2023

Size: 3*2*3 WDH m (wall+floor)
Technique: Anamorphic Digital 3D Painting
Location: iArts museum

copyrighte 2023, All right of commercial usage of this portfolio belong to SALSO (Saleh Sokhandan)



3D Sticker - Wreckingwall

Client	xTac co
Date	2023

Size: 4*2*3 WDH m (wall+floor+prop)
Technique: 3D Digital Painting and Interactive Decoration
Location: iArts museum of Toronto



3D Sticker - Bungee Jumping

Client xTac co
Date 2022

Size: 3*2*3 WDH m (Wall+floor)
Technique: 3D Digital illustration and vinyl printing
Location: iArts museum

SALSO Design

copyrighte 2023, All right of commercial usage of this portfolio belong to SALSO (Saleh Sokhandan)







Hotel Zombie

Haunted Htel, scary ride decoration

Play Video

Client	Parsgostaran Co.
Date	2024

One of the most challenging aspects of this project is designing four different themed amusement parks side by side in an empty 1800 square meters space, especially in maintaining the safety and atmosphere of each theme. The large building in the picture is wholly constructed inside a shopping center to create a haunted hotel. The scary scenario includes 25 locations with different kinds of realistic decorations and interactive robotic props, as shown on the following pages.

copyrighte 2023, All right of commercial usage of this portfolio belong to SALSO (Saleh Sokhandan) - page 314 of 400

Size: 750 m^2 in two floors **Technique:** Realistic cinamatic decoration and intractive props **Location:** Zombie hotel

Note: Due to the low lighting, it's challenging to capture the whole essence of this project in pictures. The moving parts and sound effects are intentional components of our design. When visiting this place, you can experience a magical and eerie atmosphere. Although the building only has two floors, the scenario and decorations create the illusion of visiting a basement and even a third floor.

copyrighte 2023, All right of commercial usage of this portfolio belong to SALSO (Saleh Sokhandan)

copyrighte 2023, All right of commercial usage of this portfolio belong to SALSO (Saleh Sokhandan)

205

copyrighte 2023, All right of commercial usage of this portfolio belong to SALSO (Saleh Sokhandan)

copyrighte 2023, All right of commercial usage of this portfolio belong to SALSO (Saleh Sokhandan) - page 322 of 400



copyrighte 2023, All right of commercial usage of this portfolio belong to SALSO (Saleh Sokhandan)

copyrighte 2023, All right of commercial usage of this portfolio belong to SALSO (Saleh Sokhandan)



copyrighte 2023, All right of commercial usage of this portfolio belong to SALSO (Saleh Sokhandan)

MISSING
REWARD
$5,000
DEAD OR ALIVE
MISSING
MISSING
MISSING

copyrighte 2023, All right of commercial usage of this portfolio belong to SALSO (Saleh Sokhandan) - page 332 of 400

Animation Studio

Visiting scene of famous animations

Play Video

Client	Parsgostaran co.
Date	2024

We have established a vibrant theme park named Animation Studio in front of the Zombie Hotel. The park features nine distinct locations, each inspired by well-known animation scenes. Each location boasts unique decorations and atmosphere. In addition to the meticulously crafted environment, we have incorporated interactive elements into each area, including movement, sound effects, simple games, and projection mapping shows.



Preshow Room

Client	Parsgostaran co.
Date	2024

Size: 10 m
Technique: Decoration and Projection Mapping
Location: Animation Studio theme park

Play Video

copyrighte 2023, All right of commercial usage of this portfolio belong to SALSO (Saleh Sokhandan)

Room A: Frozen

Client Parsgostaran Co.
Date 2024

Size: 6*6*5 WDH m **Technique:** Interactive Decoration and Mapping Show
Location: Animation studio theme park
Note: This decoration is constructed on a rotating disk, and visitors can rotate it by themselves to reach the second scene that is hidden behind it.



Room A: Frozen - Mapping Show

Play Video

Client	Parsgostaran Con
Date	2024

Size: 6*4*5 WDH m
Technique: Interactive Decoration and Projection mapping show
Location: Animation Studio theme park
Note: The hardest part of designing this projection mapping was the short distance and massive size of the decoration. So, we used a huge mirror to extend the image and reach this result.

copyrighte 2023, All right of commercial usage of this portfolio belong to SALSO (Saleh Sokhandan)

Room A: How to train your dragon

Client	Parsgostaran Co
Date	2024

Size: 6*4*5 WDH m
Technique: Interactive Decoration and Mapping Show
Location: Animation studio theme park
Note: This decoration is made out of wood and fabric. The dragon that you see is a moving silicone prop.
this scene is hidden behind the previous scene and could be visible by turning the huge base disk.

Room A: Dragon Projection Mapping Show

Client Parsgostaran Co.
Date 2024

Play Video

Size: 6*4*5 WDH m
Technique: Interactive Decoration and Projection Mapping Show **Location:** Animation Studio theme park
Note: For the projection mapping show, we just used one single video projection, which was used for both sides of the turning disk. There were precise steps for fitting the image, so you should know that it was really hard to reach out.

copyrighte 2023, All right of commercial usage of this portfolio belong to SALSO (Saleh Sokhandan)

Room B: Monster Inc

Client Parsgostaran co
Date 2024

Size: 15 m² **Technique:** Interactive Decoration **Location:** Animation Studio

Note: In addition to the characters and decorations, we have set up a game that involves a swinging door and a screen to create an interesting and simple activity. Visitors are invited to step inside the door, scream as loudly as they can, and try to achieve the highest score. After their turn, they will be treated to a short musical clip and the sight of the swinging door in motion.



Room B: Zootopia

Client	Parsgostaran Co.
Date	2024

Size: 15 m^2
Technique: Interactive Decoration
Location: Animation studio theme park
Note: The big donat is tuning and music is also included.

copyrighte 2023, All right of commercial usage of this portfolio belong to SALSO (Saleh Sokhandan)

Room C: Minions

Client	Parsgostaran Co.
Date	2024

Size: 16 m^2
Technique: Interactive Decoration
Location: Animation studio theme park
Note: The flouted bananas move up and down, water moves through pipes, and the screen is part of the show.

Room D: Aladdin

Client	Parsgostran
Date	2024

Size: 16 m²
Technique: Interactive Decoration
Location: Animation studio theme park

copyrighte 2023, All right of commercial usage of this portfolio belong to SALSO (Saleh Sokhandan)

Room D: Shrek

Client	Parsgosrtran Co
Date	2024

Size: 16 m^2
Technique: Interactive Decoration
Location: Animation studio theme park

copyrighte 2023, All right of commercial usage of this portfolio belong to SALSO (Saleh Sokhandan)





Kids Land

Kids Play ground

Client	Parsgostaran Co.
Date	2024

In addition to the Zombie Hotel and the animation studio, we had space available to design a large playground for kids. As mentioned in the Zombie Hotel description, this posed a challenge. It was almost impossible to incorporate all these different designs into one space, but we managed to do it. Both the visitors and our client were satisfied with the result.

Play Video





copyrighte 2023, All right of commercial usage of this portfolio belong to SALSO (Saleh Sokhandan) - page 346 of 400



Rangehood



copyrighte 2023, All right of commercial usage of this portfolio belong to SALSO (Saleh Sokhandan)







Ninja Park

Trampoline activity area

Client	Parsgostaran
Date	2024

In this project, we allocated 400 square meters to trampolines and several active games. The result of having all these amusement park features in one place was awesome. It was also a fascinating experience for us as the designers and constructors.

Play Video

copyrighte 2023, All right of commercial usage of this portfolio belong to SALSO (Saleh Sokhandan) - page 350 of 400


013
009




013

3D Floor Sticker

Client	Hype Co.
Date	2024

Size: 140*100 cm
Technique: Anamorphic 3d illustration and Vinyl floor sticker printing
Location: Mena - Super markets
Note: This kind of advertising in the sales spot is one of the favorite methods for marketing managers. We have experience with it before, and the result of having different initial sketches made what they were looking for.

copyrighte 2023, All right of commercial usage of this portfolio belong to SALSO (Saleh Sokhandan)

HYPE
energy
MAXIMUM
ENERGY

PREISKICK
MAXIMUM
ENERGY
HYPE
SPARERIBS

copyrighte 2023, All right of commercial usage of this portfolio belong to SALSO (Saleh Sokhandan) - page 354 of 400



Projection mapping show

Human park preshow

Play Video

Client	Iran fun
Date	March 2024

This project involved creating compelling content and setting up three video projections for a mapping show about human creatures on the objects visible in the picture. The room is fully set up and decorated for the show. It has a capacity of 30 people to sit and watch the introduction to the Human Park.

copyrighte 2023, All right of commercial usage of this portfolio belong to SALSO (Saleh Sokhandan)

Decorative Photo Booth

decoration Design

Project	Carnavalia
Date	Nov 2024

We have developed a medium-sized project called Carnavalia, where we created 15 carnival-themed games for an indoor game center. In addition, we designed and constructed a colorful photo booth. In this space, we showcased a reconstructed vintage car that is over 60 years old. The goal was to create a Cuban vibe in this location.

copyrighte 2023, All right of commercial usage of this portfolio belong to SALSO (Saleh Sokhandan) - page 358 of 400



3D Sticker

Client	MTN irancell
Date	Sep 2024

Size: 400*300*300 cm - two surface plus a prop
Technique: Anamorphic illustration and prop fabrication
Location: MTN headquarter office

Play Video



copyrighte 2023, All right of commercial usage of this portfolio belong to SALSO (Saleh Sokhandan)

Decorative Advertising props

sculpture fabrication

Client	Iran fun
Date	Aug 2024

In this project, we designed and created four special loggiages, each with its message to invite the audience to visit a theme park. We combined various fabrication techniques and even incorporated electromechanical movements to make these items more visually appealing.

copyrighte 2023, All right of commercial usage of this portfolio belong to SALSO (Saleh Sokhandan)



Jumanji Ride

Adventure themed Ride

Client	Mica Co.
Date	2025

At Thrill Park, we have created a unique experience in a large corner, offering an exhilarating adventure tour. The bumper cars are designed with a vibe inspired by Jumanji, and visitors will pass through a mountain covered by lush green jungle. To reach the main ride called the "Rollglider," visitors must cross floating bridges. All of these attractions, including shooting lines and an archery game, are designed within an area of 350 square meters and have a height of 12 meters.

Play Video

Preshow Room

Client	Mica co.
Date	2024

Size: 6*6 meteres
Technique: Decoration and Projection Mapping
Location: Jumanji ride

Play Video

copyrighte 2023, All right of commercial usage of this portfolio belong to SALSO (Saleh Sokhandan) - page 364 of 400



Size: 6*6*5 WDH m **Technique:** Interactive Decoration and Mapping Show
Note: This decoration is primarily designed for photo enthusiasts to capture a good photo vibe reminiscent of Jumanji. However, a large convertible canvas could cover the entire area, and video mapping begins the show.

copyrighte 2023, All right of commercial usage of this portfolio belong to SALSO (Saleh Sokhandan)

JUMANJI

JUMANJI
JUMANJI

copyrighte 2023, All right of commercial usage of this portfolio belong to SALSO (Saleh Sokhandan)

Candy Vilage

Kids game club

Client	Mika Co.
Date	2025

Thrill Park is divided into four sections. It definitely needs a special area just for kids. "Candy Village" is the designated space where children can play and laugh. With ten games and a colorful, pink environment, this section is perfect for spending quality time.

Play Video

copyrighte 2023, All right of commercial usage of this portfolio belong to SALSO (Saleh Sokhandan)

Candy
Village
TICKET
STATION

copyrighte 2023, All right of commercial usage of this portfolio belong to SALSO (Saleh Sokhandan) - page 372 of 400



Starwars Theme Park

Themed ride through the stars

Client	Mika Co.
Date	2025

If I had to choose my favorite part of the Thrill Park, it would definitely be this section. The "Star Wars" ride is an indoor theme park attraction located in a 300-square-meter space with a height of 4 meters.

We incorporated various techniques into this ride, such as projection mapping, a holomesh show, and a mirror maze, among others. After some time following its opening, the statistics showed that our enthusiasm for this section was well justified.

Play Video





Preshow

Location	Mica co.
Date	Jun 2025

Size: 30 square meters
Technique: Decoration and Projection Mapping
Location: Starwars ride

Play Video

copyrighte 2023, All right of commercial usage of this portfolio belong to SALSO (Saleh Sokhandan) - page 374 of 400



Size: 5*8*4 WDH m **Technique:** Interactive Decoration and Holomesh Show
Note: The pre-show of this ride consists of two parts that include projection mapping and a holographic display. In the first stage, the audience sits and watches a show on movable holographic canvases. Then, they take control of their spaceship, and as they reach the end of the hall, the second part of the show begins. This part features a high-energy musical mapping show set against the backdrop of Star Wars.

Play Video



Size: 10*7 m **Technique:** Mirror maze
Location: StarWars ride
Note: We are sure that you are familiar with the Mirror maze concept. The crucial aspect of this type of project is the precise design and construction to reach maximum effect.

copyrighte 2023, All right of commercial usage of this portfolio belong to SALSO (Saleh Sokhandan)



Mirror maze

Client Mica co.
Date jun 2025

Size: 70 square meters
Technique: Decoration and mirror technique
Location: starwars ride

Play Video

copyrighte 2023, All right of commercial usage of this portfolio belong to SALSO (Saleh Sokhandan)





Starwars diorama

Client Mica co
Date Jun 2025

Play Video

Size: 2*2*3 m
Technique: Miniature fabrication and mechatronic
Note: It took six months to design and create this diorama, full of detail and tiny soldiers, buildings, movements, and sound effects.

copyrighte 2023, All right of commercial usage of this portfolio belong to SALSO (Saleh Sokhandan)

Gravity room

Client Mica co.
Date Jun 2025

Size: 20 square meters **Technique:** Decoration and Projection Mapping **Location:** Starwars ride

Note: This gravity room is different from the previous ones we created because it is movable. I designed this room as a fully mechanical, balanced structure, allowing it to move up and down as the audience walks in and out.

Play Video

copyrighte 2023, All right of commercial usage of this portfolio belong to SALSO (Saleh Sokhandan)

Play Video

Red-Blue Effect

Project	Starwars ride
Date	jun 2025

Size: 10 m - 100 frame of 40*40cm
Technique: Light filtering illustration
Location: Starwars ride
Note: This effect is fantastic! We placed 100 different posters of Star Wars in each frame that are only visible under blue light. Each group of frames also includes a large picture that can only be seen in red light. The lighting continuously alternates between red and blue.

Vortex Tunnel

Project	StarWars Ride
Date	Feb 2025

Size: 8*4*4m
Note: This vortex tunnel is the longest one that I have designed and constructed until now. The spiral painting and glass long bridge make this one more attractive.

Play Video

copyrighte 2023, All right of commercial usage of this portfolio belong to SALSO (Saleh Sokhandan)

Photobooth background

Client Mica co
Date jun 2025

Size: 3*3 m - eight backdrops
Technique: illustration and printing canvas
Location: Starwars ride

copyrighte 2023, All right of commercial usage of this portfolio belong to SALSO (Saleh Sokhandan) - page 386 of 400



Marvel Game Club

Game club between Marvel characters

Client Mika Co.
Date 2025

Thrill Park was a large project that spans nearly 2,000 square meters and is divided into four sections, each catering to different rides and audiences. The latest addition is the Marvel Game Club, which features several large action figures from Marvel movies, alongside more than forty game machines. This section spans approximately 400 square meters and is filled with vibrant energy and a colorful environment, as illustrated in the pictures.

Play Video

copyrighte 2023, All right of commercial usage of this portfolio belong to SALSO (Saleh Sokhandan)

SALSO

DESIGN STUDIO

PORTFOLIO of **Sal**eh **So**khandan and his team's projects / Since 2010

Opticall illusion, Decoration, Sculptures, Intractive artwork and Theme park Design

www.SALSO.design